



# 2014-15 COLORADO MEN'S BASKETBALL



Andrew R. Green, Assistant Director Sports Information/MBB Contact  
Office: 303.492.3812 | Cell: 720.470.9780  
andrew.green@colorado.edu | www.CUBuffs.com | @CUBuffs

## GAME #1

vs. Drexel Dragons (0-0, 0-0 CAA)

Friday, Nov. 14, 6:06 p.m. (MST)

Arena: Coors Events Center (11,064)

Television: Pac-12 Network (Mountain)

Comcast: Pac-12 Mountain 430 (840HD);

Pac-12 Network: 431. DISH: Pac-12 Network 413;

406 with Hopper

Announcers: Josh Lewin (pbp), Dan Belloumini (analyst)

850 KOA: Mark Johnson, Scott Wilke

CU vs. Drexel: First-ever meeting

## COLORADO PROBABLE STARTERS (2013-14 Totals Listed)

Pos/No	Player	Ht	Wt	Yr	Hometown	PPG	RPG	APG
F 1	Wesley Gordon	6-9	240	So.	Colorado Springs, Colo.	5.9	6.0	^1.3
F 40	Josh Scott	6-10	245	Jr.	Monument, Colo.	14.1	8.4	^1.1
G 0	Askia Booker	6-2	175	Sr.	Los Angeles, Calif.	13.7	3.7	3.3
G 2	Xavier Johnson	6-7	230	Jr.	Los Angeles, Calif.	12.0	5.9	*0.8
G 3	Xavier Talton	6-2	185	Jr.	Sterling, Colo.	4.9	2.2	1.6

^-blocks; \*-steals

## CU RESERVES

F 10	Tre'Shaun Fletcher	6-7	210	So.	Tacoma, Wash.	2.9	1.6	0.3
F 14	Tory Miller	6-9	240	Fr.	Kansas City, Kan.	-	-	-
G 5	Eli Stalzer	6-4	195	Jr.	Brea, Calif.	1.6	0.8	0.3
G 13	Dustin Thomas	6-7	225	So.	Texarkana, Texas	3.6	2.5	0.5
G 15	Dominique Collier	6-2	170	Fr.	Denver, Colo.	-	-	-
G 23	Jaron Hopkins	6-6	200	So.	Mesa, Ariz.	4.8	2.5	1.0

## LEFT SCHOOL EARLY

G 25	Spencer Dinwiddie	6-6	200	Jr.	Woodland Hills, Calif.	14.7	3.1	3.8
------	-------------------	-----	-----	-----	------------------------	------	-----	-----

## 2014-15 SCHEDULE (0-0, 0-0 Pac-12)

Date	Opponent (TV)	Time/Result
Fri. Nov. 14	<b>DREXEL</b> (Pac-12N)	6 p.m.
Mon. Nov. 17	<b>#AUBURN</b> (ESPN2)	11 p.m.
Sat. Nov. 22	at Wyoming (ESPN3)	4 p.m.
Tue. Nov. 25	<b>AIR FORCE</b> (Pac-12N)	7 p.m.
Sun. Nov. 30	<b>LIPSCOMB</b> (Pac-12N)	Noon
Wed. Dec. 3	<b>SAN FRANCISCO</b> (Pac-12N)	8 p.m.
Sun. Dec. 7	at Georgia (SEC Network)	10 a.m.
Wed. Dec. 10	<b>COLORADO STATE</b> (Pac-12N)	7 p.m.
Sat. Dec. 13	<b>NORTHERN COLORADO</b> (Pac-12N)	4 p.m.
Mon. Dec. 22	^vs. DePaul (ESPNU)	2:30 p.m.
Tue. Dec. 23	^vs. GWU or Ohio (ESPNU)	TBD
Thu. Dec. 25	^vs. Hawai'i/LMU/Nebraska/WSU	TBD
Fri. Jan. 2	<b>*UCLA</b> (FS1)	8 p.m.
Sun. Jan. 4	<b>*USC</b> (Pac-12N)	Noon
Wed. Jan. 7	*at Utah (ESPN2)	7 p.m.
Thu. Jan. 15	*at Arizona (ESPN/ESPN2)	7 p.m.
Sat. Jan. 17	*at Arizona State (Pac-12N)	2:30 p.m.
Thu. Jan. 22	<b>*WASHINGTON</b> (FS1)	7:30 p.m.
Sat. Jan. 24	<b>*WASHINGTON STATE</b> (Pac-12N)	6 p.m.
Thu. Jan. 29	*at USC (FS1)	7:30 p.m.
Sat. Jan. 31	*at UCLA (Pac-12N)	8:30 p.m.
Sat. Feb. 7	<b>*UTAH</b> (Pac-12N)	8 p.m.
Thu. Feb. 12	<b>*CALIFORNIA</b> (FS1)	7 p.m.
Sun. Feb. 15	<b>*STANFORD</b> (FS1)	2 p.m.
Wed. Feb. 18	*at Oregon (ESPNU)	9 p.m.
Sat. Feb. 21	*at Oregon State (Pac-12N)	9 p.m.
Thu. Feb. 26	<b>*ARIZONA</b> (ESPN/ESPN2)	7 p.m.
Sun. Mar. 1	<b>*ARIZONA STATE</b> (ESPNU)	6:30 p.m.
Thu. Mar. 5	*at Washington (FS1)	7 p.m.
Sat. Mar. 7	*at Washington State (Pac-12N)	4:30 p.m.
Mar. 11-14	**Pac-12 Tournament	TBD
Mar. 17, 18	NCAA First Round (Dayton, Ohio)	
Mar. 19-22	NCAA Second & Third Rounds	
Mar. 26-29	NCAA Regionals	
Apr. 4, 6	NCAA Final Four (Indianapolis, Ind.)	

Home Games in Bold CAPS

#-ESPN 24-hour College Hoops Tip-Off Marathon

^-Diamond Head Classic (Honolulu, Hawai'i)

\*-Pac-12 Conference Game

**QUICKLY:** Colorado is receiving votes (57) in the AP Top-25 poll (Nov. 10) and are ranked No. 28 overall; in the USA Today/Coaches' Poll (Nov. 10) they're 37th overall with eight votes • CU enters the season opener with the 18th longest non-conference win streak in the country at 18 in a row; it's also the third longest non-conference streak in school history • Sophomore guard George King is redshirting the 2014-15 season.

**850 KOA:** Buffs Warm-Up with play-by-play "Voice of the Buffs" Mark Johnson and color analyst Scott Wilke begins at 5:05 p.m. taking your calls discussing CU basketball; then at 5:30 p.m., KOA previews the CU/Drexel game with a 30-minute pre-game breaking down the match-up, taking a look around the Pac 12, and talking with Head Coach Tad Boyle...followed by the Buffs/Dragons tip at 6:06 p.m.

**SCOUTING DREXEL:** The Dragons hail from the Colonial Athletic Association and went 16-14 last season. Drexel played two Pac-12 schools early in the season a year ago, losing at No. 22 UCLA, 72-67 and No. 4 Arizona, 66-62 on a neutral floor. Drexel lost eight games by single digits and their 14 losses were an average of 7.4 points.

**A WIN TONIGHT MEANS:** Fifth straight year under the Tad Boyle coaching staff, CU has opened the home season with a victory • Four out of five seasons, Buffs open the season with a win (lost to Baylor on a neutral last season in Las Vegas) • CU improves to 61-9 at the Coors Events Center under Boyle • The Boyle coaching staff improves to 31-1 (.969) in non-conference play (Nov./Dec.) and 16-0 during the month of November • 19-straight non-conference home wins dating back to 2011, third longest streak in school history • If CU makes a 3-pointer against Drexel, it will extend its consecutive game streak to 400-straight games (dating back to Jan. 19, 2002).

**CU/Pac-12/NCAA TOURNEY:** Since the inception of the Pac-12 Conference in 2011, the Buffaloes are the only team to represent the conference in the last three NCAA Men's Basketball Tournaments.

## 2013-14 Team Averages

	CU Drexel	
	All Games	All Gam
Points	70.2	68.8
Pts. Allowed	68.2	67.3
Scoring Mar.	+2.0	+1.5
Field Goals	23.3	23.9
Field Goal Att.	53.5	56.9
Field Goal Pct.	.435	.421
FG Defense	.431	.425
3-pt FGs	5.9	5.1
3-pt FG Att.	16.3	16.4
3-pt FG Pct.	.318	.314
3-pt Pct Def.	.356	.308
FTM	18.5	15.8
FT Att.	25.8	22.3
FT Pct.	.718	.709
Off. Rebs.	11.5	10.5
Def. Rebs.	25.8	25.2
Total Rebs.	37.3	35.7
Reb. Margin	+5.9	-0.9
Fouls	16.5	21.3
Turnovers	13.3	8.5
Assists	11.3	11.8
Blocks	3.3	3.9
Steals	5.9	4.6

**vs. Pac-12 (under Boyle)**

Arizona	3-6	.333
Arizona State	3-3	.500
*California	5-3	.667
UCLA	0-4	.000
Oregon	5-1	.833
*Oregon State	5-2	.714
USC	5-0	1.000
Stanford	3-3	.500
Utah	5-2	.714
Washington	2-2	.500
Washington State	4-0	1.000
<b>Totals</b>	<b>40-26</b>	<b>.606</b>

\*-includes games in 2010-11

**vs. Pac-12 (all-time)**

Arizona	11-11	.500
Arizona State	5-5	.500
California	12-12	.500
UCLA	1-8	.111
Oregon	8-3	.727
Oregon State	10-4	.714
USC	7-3	.700
Stanford	6-9	.400
Utah	25-17	.595
Washington	8-9	.471
Washington State	5-1	.833
<b>Totals</b>	<b>98-82</b>	<b>.544</b>

**CU vs. THE NATION'S TOP-10***(bold indicates under Coach Boyle)*

- #2 vs. Oklahoma St., 57-53, Feb. 12, 1992
- #3 vs. Texas, 93-80, Feb. 4, 2003
- #3 vs. Kansas, 72-68, Jan. 20, 1953
- #3 vs. Kansas State, 65-57, Feb. 23, 1952
- #4 at Arizona State, 93-70, Dec. 16, 1963
- #4 vs. Iowa, 60-57, Dec. 12, 1955
- #4 vs. Washington, 81-60, Dec. 30, 1953
- #5 vs. Texas, 91-89, Feb. 26, 2011**
- #5 at Missouri, 81-79 (ot), Jan. 15, 1973
- #5 vs. New Mexico, 79-72, Dec. 16, 1968
- #5 vs. Iowa, 75-54, Mar. 21, 1955
- #6 vs. Kansas, 75-72, Dec. 7, 2013**
- #6 vs. Kansas, 60-59, Jan. 22, 2003
- #6 vs. Missouri, 92-88, Mar. 9, 1990
- #7 vs. Kansas, 62-59, Jan. 17, 1967
- #7 vs. Kansas State, 81-80, Feb. 13, 1961
- #8 vs. Missouri, 89-76, Jan. 8, 2011**
- #8 vs. Iowa State, 70-45, Jan. 18, 1997
- #8 vs. Kansas, 79-71, Feb. 20, 1991
- #9 vs. Arizona, 71-58, Feb. 14, 2013**
- #9 vs. Iowa State, 59-52, Feb. 11, 1957

• **CU last defeated a top-5 ranked opponent at HOME:** #3, vs. Texas, 93-80 (Feb. 4, 2003)

• **CU last defeated a ranked opponent on the ROAD (recent):** #19/19 at Oregon, 48-47 (Feb. 7, 2012)

• **CU last defeated a ranked opponent on a NEUTRAL COURT:** #16/17 Baylor, 60-58 (at Charleston, S.C., Nov. 16, 2012)

• **CU has faced a No. 1 ranked team:** 16 times, latest Jan. 23, 2014 at Arizona, 69-57 (0-16)

• In the history of the Coors Events Center (1979-80), the Buffs have defeated 11, top 10 ranked teams (AP poll).

• 5 of the 11 wins have come under Tad Boyle.

• The five wins: 100-91 vs. 10/9 Oregon (Jan. 5, 2014); 75-72 vs. No. 6 Kansas (Dec. 7, 2013); No. 9 Arizona (2012-13); No. 5 Texas & No. 8 Missouri, both in 2010-11.

**SEASON TICKETS:** For the second straight year, the men's basketball program has sold out its season tickets allotment. Of the other 11 Pac-12 schools, only Arizona has accomplished this feat.

**Pac-12 PRE-SEASON POLL:** The CU men's team was selected to finish third in the standings in a poll of media members who cover the conference. Arizona was first, followed by Utah, then CU, UCLA, and Stanford in fifth place.

**BOYLE ON THE NON-CONFERENCE SCHEDULE:** "Two things that you want out of your non-conference schedule, is the opportunity to win and prepare your team for conference play. I think the schedule we have put together this year accomplishes both those goals. It's not going to be easy with two tough SEC teams (Auburn, at Georgia)."

**ON CSU & AFA AT HOME:** "Good games for our fans along the Front Range."

**ON SAN FRANCISCO:** "Great West Coast Conference school, Rex Walters does a great job."

**ON NORTHERN COLORADO:** "UNC is one we are adding now, since all the players that I coached are gone."

**ON DIAMOND HEAD CLASSIC:** "Is the marquee piece of it over the Christmas holiday, four NCAA tournament teams in that field (GWU, NU, WSU, CU). I think it's a very good non-conference schedule given the fact we have only one senior and jury is still out on this team, it challenges us enough to have bring it every night."

**VICTORY LAP:** Walk-on Kevin Nelson is in his sixth year academically and his third year with the CU men's basketball team. A non-scholarship student-athlete, Nelson transferred to CU after 2011-12 season from Missouri State University-West Plains. He has played nine career games as a Buff.

**BUFFS IN THE NBA:** CU is tied for 21st in the NBA with four former players on NBA Rosters (Burks, Copeland, Dinwiddie, Roberson). It's the third straight year, CU has had four former student-athletes playing on opening day NBA rosters.

2014-15: Burks, Copeland, Dinwiddie, Roberson

2013-14: Burks, Billups, Copeland, Roberson

2012-13: Burks, Billups, Copeland, Higgins

2011-12: Burks, Billups, Higgins

**MOST WINS IN A SEASON:** Head Coach Tad Boyle is the first CU head coach to guide the program to four-straight 20-win seasons. He also owns the school record for most wins in a season (24), twice.

*(Bold indicates Coach Boyle years)*

- 1) **24 2011-12**
- 2) **24 2010-11**
- 3) **23 2013-14**
- 4) 22 1996-97
- 5) **21 2012-13**
- 6) 21 1968-69

**MONTHLY BREAKDOWN:** Here's a breakdown under the Boyle coaching staff what CU's record is during each month of the season.

November:	20-7
December:	19-5
January:	18-15
February:	19-9
March:	<b>16-14</b>
	92-50

**NATIONAL PROJECTIONS****Athlon Sports**

- No. 17 Nationally • 2nd in the Pac-12
- Preseason All-Pac-12 team: Josh Scott (first team); Askia Booker (second team)
- Scott 9th Best Post-Player Nationally

**Lindy's**

- No. 16 Nationally • 2nd in the Pac-12
- Preseason All-Pac-12 team: Josh Scott (first team); Askia Booker (second team)
- Scott 4th Best Post-Player Nationally; 1st in Pac-12
- Booker 11th Best Point-Guard Nationally; 2nd in Pac-12

**The Sporting News**

- 3rd in the Pac-12
- Preseason All-Pac-12 team: Josh Scott
- Coors Events Center Ranked No. 2 Top Venue in Pac-12

**Blue Ribbon**

- 4th in the Pac-12
- Preseason All-Pac-12 team: Josh Scott (first team)

**INSIDE THE NUMBERS:** CU is 23-10 under the Boyle coaching staff in single-digit turnover games.

2013-14:	4-3
2012-13:	3-1
2011-12:	7-2
2010-11:	9-4

**vs. THE NATIONS TOP-10/TOP-25:**

	<b>vs. Top-10</b>	<b>vs. Top-25</b>
2013-14:	2-4	2-6
2012-13:	1-2	4-3
2011-12:	0-1	1-1
2010-11:	2-3	4-5
	<b>5-10</b>	<b>11-15</b>

**2014-15 COLORADO BASKETBALL ROSTER**

No.	Student-Athlete	Pos.	Ht.	Wt.	Cl.	Exp	Hometown (High School/Previous School)
0	Askia Booker	G	6-2	175	Sr.	3L	Los Angeles, Calif. (Price HS)
1	Wesley Gordon	F	6-9	240	So.	1L	Colorado Springs, Colo. (Sierra HS)
2	Xavier Johnson	G/F	6-7	230	Jr.	2L	Los Angeles, Calif. (Mater Dei HS)
3	Xavier Talton	G	6-2	185	Jr.	2L	Sterling, Colo. (Sterling HS)
5	Eli Stalzer	G	6-4	195	Jr.	2L	Brea, Calif. (Mater Dei HS)
10	Tre'Shaun Fletcher	G/F	6-7	210	So.	1L	Tacoma, Wash. (Lincoln HS)
12	Kevin Nelson	G	6-2	190	Sr.	1L	Albuquerque, N.M. (Albuquerque Academy)
13	Dustin Thomas	G/F	6-7	225	So.	1L	Texarkana, Texas (Pleasant Grove HS)
14	Tory Miller	F	6-9	240	Fr.	HS	Kansas City, Kan. (New Hampton Prep [N.H.])
15	Dominique Collier	G	6-2	170	Fr.	HS	Denver, Colo. (Denver East HS)
22	Brett Brady	G	6-1	160	Jr.	2L	Highlands Ranch, Colo. (Highlands Ranch HS)
23	Jaron Hopkins	G	6-6	200	So.	1L	Mesa, Ariz. (Dobson HS)
24	#George King	G	6-6	220	So.	1L	San Antonio, Texas (Brennan HS)
33	Josh Repine	G	6-3	180	Fr.	HS	Englewood, Colo. (Kent Denver HS/New Hampton Prep [N.H.])
35	Geoff Bates	G	6-2	200	Sr.	2L	Plano, Texas (Plano West HS)
40	Josh Scott	F	6-10	245	Jr.	2L	Monument, Colo. (Lewis-Palmer HS)
44	^Josh Fortune	G	6-5	205	Jr.	TR	Hampton, Va. (Kecoughtan HS/Providence)

**Head Coach:** Tad Boyle (Kansas '85) - Fifth Year at CU

**Associate Head Coach:** Jean Prioleau (Fordham '92) - Fifth Year at CU

**Assistant Coach/Head Recruiting Coordinator:** Mike Rohn (McPherson College '90; Fort Hays State '93) - Fifth Year at CU

**Assistant Coach:** Rodney Billups (Denver 2005) - Fifth Year at CU

**Director of BB/Video Operations:** Bill Cartun (Bates College 2005; Connecticut 2007) - Fifth Year at CU

**Director of Player Development:** Sean Kearney (Scranton '81) - Second Year at CU

**Athletic Trainer:** Rawley Klingsmith (Northern Colorado 2000; Oregon 2002) - Second Year at CU

**Director of Basketball Strength & Conditioning:** James Hardy (Christopher Newport 2003; Auburn 2006) - Eighth Year

*#-Redshirting the 2014-15 Basketball Season*

*^-Per NCAA transfer rules, will sit out 2014-15 season; has two years of eligibility remaining*

STATE	BY CLASS	HEIGHT
<b>Arizona (1)</b> Jaron Hopkins	<b>Seniors (3)</b> Geoffrey Bates Askia Booker	<b>6-1</b> Brady
	Kevin Nelson	
<b>California (3)</b> Askia Booker Xavier Johnson Eli Stalzer	<b>Juniors (5)</b> Brent Brady Xavier Johnson	<b>6-2</b> Bates Booker Collier Nelson
	Josh Scott Eli Stalzer	Talton
	Xavier Talton	
	Josh Repine	
<b>Colorado (6)</b> Brent Brady Dominique Collier Wesley Gordon Josh Scott Xavier Talton Josh Repine	<b>Sophomores (5)</b> Tre'Shaun Fletcher Wesley Gordon	<b>6-3</b> Repine Stalzer
	Jaron Hopkins George King	<b>6-6</b> Hopkins King
	Dustin Thomas	
<b>Kansas (1)</b> Tory Miller		<b>6-7</b> Fletcher Johnson Thomas
<b>New Mexico (1)</b> Kevin Nelson	<b>Freshmen (3)</b> Dominique Collier Tory Miller	
	Josh Repine	
<b>Texas (3)</b> George King Dustin Thomas Geoff Bates		<b>6-9</b> Gordon Miller
<b>Washington (1)</b> Tre'Shaun Fletcher		<b>6-10</b> Scott

**Pronunciation Guide**

0	Askia Booker	ah-SKI-uh
2	Xavier Johnson	ZAY-vee-ER
3	Xavier Talton	ZAY-vee-ER
10	Tre'Shaun Fletcher	Trey-SHAWN
15	Dominique Collier	Call-YEAR
23	Jaron Hopkins	Jer-RON
33	Josh Repine	Ree-PINE

**PERCENTAGE OF 2014-15 MBB RETURNERS**

Category	Total	Return	Loss	% Returning
Points	2457	2167	290	88.2
Rebounding	1305	1227	78	94.0
Assists	397	323	74	81.4
Blocks	115	110	5	95.7
Steals	207	180	27	87.0
Off. Rebounds	401	385	16	96.0
Def. Rebounds	904	842	62	93.1
Field Goals	814	739	75	90.8
FG Attempts	1871	1710	161	91.4
3-pt. Made	181	151	30	83.4
3-pt. Attempts	569	498	71	87.5
FT Made	648	538	110	83.0
FT Attempts	903	772	131	85.5

**PRE-SEASON STORY LINES:** The CU men's basketball team completed the third phase of the Program (Sept. 26) with the Navy SEALs (<http://buffs.me/1qbDHB0>)

- CU is still a young team; only one senior scholarship player: Askia Booker (he came off the bench his freshman season; has started the last two years).

- Four starters return from last year's team.
- CU returns its top three scorers from last year's team that won 23 games; Josh Scott (14.1ppg.), Askia Booker (13.7) and Xavier Johnson (12.0), in addition its three top rebounders with Scott (8.4 rpg.), Gordon (6.0), and Johnson (5.9).

- In each of his first four seasons, head coach Tad Boyle has won over 20-plus games in each season, a school-first. He's the first CU head coach to guide his teams to four-straight post-season tournament berths, in addition to three-consecutive NCAA Tournaments.

- Three players have left CU early for the NBA Draft since 2010-11 (Alec Burks: Utah Jazz; Andre Roberson: Oklahoma City Thunder; Spencer Dinwiddie: Detroit Pistons).

- Six players from the state of Colorado are on the 2014-15 roster, it's the most from the Centennial State in one season since 1978-79.

**CU MBB OVER THE YEARS:** CU basketball over the last 18 years with each head coach in Pac-12 & Big 12 play (all games stats listed). Bold indicates the best stat. Of the 6 categories, coach Boyle owns 4..

#### TAD BOYLE

Years	PPG	FG %	3-Pt.%	FT%	To	W's
2013-14	70.2	.435	.318	.718	13.3	23
2012-13	67.6	.433	.344	.686	13.3	21
2011-12	67.5	.446	.348	.691	13.0	<b>24</b>
2010-11	80.1	<b>.475</b>	.374	<b>.778</b>	<b>11.6</b>	<b>24</b>

#### JEFF BZDELIK

Years	PPG	FG %	3-Pt.%	FT%	To	W's
2009-10	74.6	.473	<b>.388</b>	.766	13.2	15
2008-09	62.9	.454	.346	.731	14.1	9
2007-08	62.4	.451	.343	.684	13.4	12

#### RICARDO PATTON

Years	PPG	FG %	3-Pt.%	FT%	To	W's
2006-07	69.1	.417	.313	.655	17.5	7
2005-06	76.8	.434	.342	.646	14.0	20
2004-05	71.6	.435	.353	.629	14.4	14
2003-04	74.2	.464	.372	.621	14.6	18
2002-03	75.2	.443	.326	.669	14.0	20
2001-02	79.7	.453	.357	.677	17.0	15
2000-01	<b>80.6</b>	.460	.359	.715	16.5	15
1999-00	75.2	.426	.339	.686	14.3	18
1998-99	73.1	.414	.344	.702	14.7	18
1997-98	71.4	.404	.346	.688	14.3	13
1996-97	73.1	.420	.362	.681	13.9	22

- Junior forward Josh Scott ranks No. 50 in all-time scoring (810 pts.) and is on the verge of becoming the No. 32 player in school history to score 1,000 career points.

- Senior Askia Booker has a chance to become the all-time leader in victories in school history among four-year letter-winners. With 68 wins so far, it will take a school record 25 wins in 2014-15 to top the record of 92 triumphs set last year by Ben Mills.

**MISCELLANEOUS PAC-12 NOTE:** During starting lineup introductions nine schools go lights out for intros (ARIZ, ASU, CAL, ORE, STAN, UCLA, USC, UTAH, WSU); three do not (COLO, OSU, WASH).

**BUFF GRADUATES UNDER BOYLE:** Coach Boyle and his coaching staff are batting a thousand when he comes to former student-athletes graduating as seniors, 14 in all.

2010-11 (5): Trent Beckley, Javon Coney, Cory Higgins, Levi Knutson, Marcus Relphorhe.

2011-12 (4): Carlon Brown, Austin Dufault, Trey Eckloff, Nate Tomlinson.

2012-13 (3): Jeremy Adams, Sabatino Chen, Shane Harris-Tunks.

2013-14 (2): Beau Gamble, Ben Mills.

**PREP TEAMMATES:** Freshmen Tory Miller and Josh Repine were teammates last year at New Hampton Prep [N.H.] and are the second tandem on the 2014-15 roster hailing from the same high/prep school. Eli Stalzer and Xavier Johnson are high school teammates from Mater Dei High School (Calif.). Stalzer/Johnson became the first pair from the same school since the 2002-03 season when Matt Greenwald and Blair Wilson played together on the CU roster (from Westminster High School). Repine/Miller are the 13th pair in CU history.

**CU STARTERS:** Last season was the first time since 1995-96 that three starters hailed from the state of Colorado [CU was 4-3 with Gordon, Scott, Talton]. This season, if four players from the Centennial State start a game, it will be the first time in 40 years (Jan. 14, 1974). Dave Logan (Wheat Ridge/Wheat Ridge HS), Scott Wedman (Denver/Mullen HS), Bill Cole (Denver/Mullen HS), Pat Kelly (Denver/Regis HS). CU lost at Oklahoma, 91-66.

#### CU ALL-TIME IN AP POLLS

- Ranked six-straight weeks in 2013-14.
- Highest ranking this season #15.
- CU was ranked in the Coaches' Poll 5-straight weeks (No. 17 the highest).
- CU has been ranked in 34 polls all-time.
- A top 10 ranking nine times.
- Highest ranking was No. 6, Dec. 18, 1963, the third poll of that season.
- Consecutive weeks ranked: 10 - last 7 polls of 1969, first three of 1970; in one season - 8; last 8 polls of the 1997 season.
- Most times ranked in one season - 8 in 1997; 7 in 1969; 6 in 1963.
- The AP poll was 20 teams from 1949-60, 10 teams from 1961-68 and back to 20 from 1969-1989, then 25 since 1990.

#### NATIONAL RANKINGS ASSOCIATED PRESS

##### 1952-53

#18: Dec. 23

##### 1954-55

#15: Final

##### 1960-61

#15: Dec. 20

##### 1961-62

#9: Feb. 20

#9: Feb. 27

#9: Final

##### 1962-63

#8: Dec. 11

#6: Dec. 18

#8: Jan. 29

#7: Feb. 5

#7: Feb. 12

#10: Final

##### 1968-69

#20: Jan. 14

#17: Jan. 21

#17: Jan. 28

#20: Feb. 4

#14: Feb. 11

#18: Feb. 18

#18: Final

##### 1969-70

#10: Preseason

#17: Dec. 9

#16: Dec. 16

#20: Dec. 30

##### 1996-97

#18: Jan. 21

#18: Jan. 28

#15: Feb. 4

#15: Feb. 11

#21: Feb. 18

#19: Feb. 25

#18: Mar. 4

#24: Final

##### 2012-13

#23: Nov. 19-25

#19: Nov. 26-Dec. 2

##### 2013-14

#21: Dec. 9-15

#20: Dec. 16-22

#21: Dec. 23-29

#20: Dec. 30-Jan. 5

#15: Jan. 6-12

#21: Jan. 13-19

#### USA TODAY/ COACHES' POLL

#25: Jan. 30-Feb. 5, 2006

#25: Feb. 6-12, 2006

#19: Nov. 26-Dec. 2, 2012

#24: Dec. 16-22, 2013

#24: Dec. 23-29, 2013

#24: Dec. 30-Jan. 5, 2014

#17: Jan. 6-12, 2014

#22: Jan. 13-19, 2014

#### UNITED PRESS INTERNATIONAL

1954-55: #11

1961-62: #8

1962-63: #

1968-69: #14 (tied)

- 0 Askia Booker** Los Angeles, Calif. (Price HS)  
G • 6-2 • 175 • Sr. • 3L
- Communication major, interested in creative writing.
  - 2014 All-Pac 12 All-Tourney Team; All-Pac-12 Honorable Mention.
  - 2nd on CU in ppg. (13.7); 1st in assists (116), steals (45).
  - 31st player with over 1,000 career points (1,208; 19th place).
  - Career: No. 16 in minutes (2,872); No. 18 assists (236).
- 1 Wesley Gordon** Colorado Springs, Colo. (Sierra HS)  
F • 6-9 • 240 • So. • 1L
- Anthropology major – cultural anthropology is his focus.
  - Pac-12 All-Freshman team honorable mention.
  - Second on CU in rebounding (6.0); fifth in scoring (5.9 ppg.).
  - Led all Pac-12 freshmen in blocks (41); 2nd in rebounding (6.1).
  - Ranked 5th on the CU freshmen rebounding list (186).
- 2 Xavier Johnson** Los Angeles, Calif. (Mater Dei HS)  
G/F • 6-7 • 230 • Jr. • 2L
- Double major: ethnic studies and communication.
  - Five times led CU in scoring (8 career) has led Buffs in scoring.
  - t-1st in 3-pointers (37) • 3rd in rebounding (5.9).
- 3 Xavier Talton** Sterling, Colo. (Sterling HS)  
G • 6-2 • 185 • Jr. • 2L
- Double major: marketing and sociology.
  - 28 treys last season • Career-best 5 assists vs. Arizona State (Feb. 19).
  - Season-high 20.7 minutes as a sophomore (7.3 mpg, freshman year).
- 5 Eli Stalzer** Brea, Calif. (Mater Dei HS)  
G • 6-4 • 195 • Jr. • 2L
- Accepted into CU's College of Music (Oct. 2012)
  - Major is music (is a pianist) • Played 27 games last season.
  - Scored a career-best 8 points at Utah.
- 10 Tre'Shaun Fletcher** Tacoma, Wash. (Lincoln HS)  
G/F • 6-7 • 210 • So. • 1L
- Open Option major in CU's College of Arts and Sciences.
  - First CU MBB player from Washington state since the 1999-2000.
  - Four games with seven or more points in a game.
- 12 Kevin Nelson** Albuquerque, N.M. (Albuquerque Academy)  
G • 6-2 • 190 • Sr. • 1L
- Finance major.
  - Sixth and final year of eligibility.
  - Nine games in 2013-14.
- 13 Dustin Thomas** Texarkana, Texas (Pleasant Grove HS)  
G/F • 6-7 • 225 • So. • 1L
- Open Option major in CU's College of Arts and Sciences.
  - Started 6 games: 5.5 ppg., 3.5 rpg.
  - Season-high 27 minutes at UCLA.
  - 3+ rebounds in 17 games.
- 14 Tory Miller** Kansas City, Kan. (New Hampton Prep [N.H.])  
F • 6-9 • 240 • Fr. • HS
- Intended major is pre-med.
  - Averaged nine points a game for the season at New Hampton Prep (N.H.).
  - From the Kansas City area and played on the same AAU team Kansas City Run GMC) as fellow CU teammate Collier.
  - Big, wide-bodied player who is physically ready to compete.

- 15 Dominique Collier** Denver, Colo. (Denver East HS)  
G • 6-2 • 170 • Fr. • HS
- Open Option major in Colorado's College of Arts and Sciences.
  - A pass-first, very unselfish type of point guard.
  - Tremendous first step and ball-handling skills.
  - A very good on-ball defender with great anticipation.
  - Averaged 23.4 points, 4.3 rebounds, 3.7 assists, 3.5 steals as a senior.
  - Shot 57 percent from the field, 80 percent FT, 37 percent 3-point range.
  - Helped Denver East to a 24-4 record and a 5A state championship at the Coors Events Center.
  - Named Mr. Colorado Basketball by *The Denver Post*, twice.
- 22 Brett Brady** Highlands Ranch, Colo. (Highlands Ranch HS)  
G • 6-1 • 160 • Jr. • 2L
- Applied Mathematics major.
  - Active roster last season, lettered.
  - Practice player the previous year.
- 23 Jaron Hopkins** Mesa, Ariz. (Dobson HS)  
G • 6-6 • 200 • So. • 1L
- Open Option major in College of Arts & Sciences.
  - 9 starts: 4.8 ppg., 2.7 rpg., 1.1 apg., 0.8 spg.
- 24 George King** San Antonio, Texas (Brennan HS)  
G • 6-6 • 220 • So. • 1L
- Redshirting the 2014-15 basketball season.
  - College major is psychology.
  - Played in 27 games during freshman year.
- 33 Josh Repine** Englewood, Colo. (Kent Denver HS/ North Hampton Prep [N.H.])  
G • 6-3 • 180 • Fr. • HS
- Intended major is business/finance.
  - Teammate of Tory Miller runner-up basketball championship team (scored 14 points in title game) that finished the season 22-8.
  - Four-sport athlete (basketball, baseball, golf, soccer).
  - Two (3A) basketball state championship runner-up teams junior and senior years at Kent Denver.
- 35 Geoff Bates** Plano, Texas (Plano West HS)  
G • 6-2 • 200 • Sr. • 2L
- Political Science major, minor in history.
  - Injured all of the 2013-14 season (hip).
  - Practice player with the Buffs in 2012-13.
- 40 Josh Scott** Monument, Colo. (Lewis-Palmer HS)  
F • 6-10 • 245 • Jr. • 2L
- College major is psychology (an education major).
  - 2014 All-Pac-12 First Team selection.
  - Co-recipient of the CUSPY Male Athlete of the Year Award.
  - Team-best 51.1 FG% • 1st in team scoring (14.1 ppg.).
  - t-2nd Pac-12 double-doubles (13); 7 doubles in Pac-12 play (3rd).
  - Pac-12 games only (led team: 52.8 FG%; 15.6 ppg., 8.4 rpg., 28 blks).
  - Shot 50+ FG% in 19 games; 13 games over 60 FG%.
  - Led team in rebounding 23 of 35 games (5 shared).
  - Led team scoring 15 times (1 shared); 7 games w/ at least 3 blocks.
  - Second in team blocks (40).
  - 23rd nationally with 13 double-doubles (t-12th at CU for a season).
- 44 Josh Fortune** Hampton, Va. (Kecoughtan HS/Providence)  
G • 6-5 • 205 • Jr. • TR
- College major is communications.
  - Transfer, per NCAA Rules will sit this season, two years remaining.
  - At Providence, fifth last year in scoring (8.4 ppg.); second in assists (72, 2.1 apg.) and three-pointers made (56); fourth in steals (33, 0.9 spg.).
  - Shot 35 percent from the three-point arc (56-of-160).

**FREE THROW SHOOTING:** Career percentages at the charity stripe with under 5 and 2 minutes (and overtime) to play for the current players on the roster.

**5:00-2:01**

Booker	26-of-31	83.9%
Scott	17-of-21	81.0%
Gordon	3-of-4	75.0%
Stalzer	3-of-4	75.0%
Johnson	8-of-11	72.7%
Talton	7-of-11	63.6%
Thomas	1-of-3	33.3%
Hopkins	0-of-6	0.0%
Fletcher	0-of-1	0.0%

**2:00-0:00**

Fletcher	2-of-2	100%
Scott	19-of-26	73.1%
Booker	43-of-60	71.7%
Gordon	4-of-6	66.7%
Talton	9-of-15	60.0%
Johnson	13-of-25	52.0%
King	3-of-6	50.0%
Stalzer	3-of-6	50.0%
Hopkins	1-of-2	50.0%
Thomas	1-of-2	50.0%

**OT 5:00-2:01**

Scott	3-of-3	100%
Johnson	3-of-6	50%

**OT 2:00-0:00**

Booker	12-of-14	86.0%
Johnson	1-of-2	50.0%

**Combined Total**

Scott	39-of-50	78.0%
Booker	81-of-105	77.1%
Gordon	7-of-10	70.0%
Fletcher	2-of-3	66.7%
Talton	16-of-26	61.5%
Stalzer	6-of-10	60.0%
Johnson	25-of-44	56.8%
King	3-for-6	50.0%
Thomas	2-of-5	40.0%
Hopkins	1-of-8	12.5%

**HOME WINNING STREAKS:** Kevin Britton of Eastern Kentucky University has put together the longest Division I active non-conference home court winning streaks in the nation entering the 2014-15 season (as of Nov. 10, 2014). CU is 18th nationally with 18 in-a-row.

1. Duke	109
2. Syracuse	51
3. Indiana	39
4. Providence	35
5. Minnesota	34
6. Illinois	29
7. Georgetown	28
St. Mary's	28
9. Louisville	26
10. Florida	25
Wichita State	25
12. Iowa	24
Oregon	24
14. Pittsburgh	23
15. Eastern Kentucky	22
16. Iowa State	20
17. UAB	19
<b>18. Colorado</b>	<b>18</b>
19. Arizona	16

**20-WIN SEASONS:** CU won 23 games in 2013-14, third most victories in school history • Coach Boyle owns the top three winningest seasons in school history (24 wins in each of the 2011-12 and 2010-11 seasons) • CU has won 20 games in each of Tad Boyle's four seasons at CU - a school record for four straight years • In 113 years of CU basketball there's been eight seasons of 20 wins or more, and he owns four of them • For only the second time in school history (1996-97), the Buffaloes won 21-regular season games.

**2013-14 NCAA TOURNAMENT:** Seeded eighth in the South Region, it was CU's highest NCAA Tournament seed since the 1997 Tourney when they were ninth in the East Region (defeated Indiana in the first round; then fell to No. 1 seed North Carolina) • CU earned its third straight NCAA Tournament berth, a school record (2011-12 (automatic berth): 3rd Round; 2012-13 (at-large bid): 2nd Round; 2013-14 (at-large bid): 2nd Round.

**MORE TOURNAMENT HISTORY:** It was CU's 13th NCAA Tournament appearance in its history (10-15, 400) with two Final Fours: 1942 & 1955 • CU last played in the state of Florida for the NCAA Tournament (Tampa) as a No. 10 seed in the South Region (2002-03): lost to No. 7 Michigan State • Since 1997 (7 NCAA games since then), CU was the higher seed and wore its lighter color home jersey (instead of home white, they wore their third jersey, silver).

**WHO ON THE TEAM DOES WHAT ACCORDING TO JAMES HARDY**

(Director of Basketball Strength & Conditioning)

**BENCH**

**2014-15:** Josh Scott, Geoff Bates, George King: 267 lbs

**Clean:** Josh Scott 291 lbs

**Bench:** Kevin Nelson 19 reps

**2013-14:** Josh Scott benches 267lb; (2013-14) he benched 185lb 17 times; (in 2012-13, he benched 185 only 7 times)

**SQUATS**

**2014-15:** Josh Scott 450 lbs (all-time record since James Hardy has been at CU: 8 years)

**2013-14:** Josh Scott: 433 (then-team all-time high was Austin Dufault 444)

**2014-15:** Approach Vertical: George King 42.5"  
**2013-14:** Approach Vertical: Askia Booker 42.5"

**2014-15:** Approach Vertical: George King 35"  
**2013-14:** Standing Vertical: Xavier Johnson 34.5"

**Random thoughts From Hardy:**

Tory Miller dropped from 257 to 240 pounds; Josh Scott had another good summer; Wesley Gordon had a good summer, increased in all weight room maxes

**TEAM MISC ...**

**Biggest Shoe Size:** George King - 16

**Smallest shoe size:** Askia Booker - 11

**Most credit hours (fall semester):**

Brett Brady & Xavier Johnson are both taking 16 hours

**Most tattoos:** Dustin Thomas

**Oldest:** Kevin Nelson (24 yrs.)

**Youngest:** Dominique Collier (18 yrs.)

**Weight Increases From Last Year To This Year:**

Tre'Shaun Fletcher: 200 - 210

Wesley Gordon: 225 - 240

Jaron Hopkins: 190 - 200

Xavier Johnson: 220 - 230

George King: 208 - 220

Tory Miller: 255 - 240

**CAREER DOUBLE-DOUBLES**

1. Shaun Vandiver, 1988-91	59
2. Cliff Meely, 1968-71	54
3. Jim Davis, 1961-64	47
4. Andre Roberson, 2010-13	37
5. Stephane Pelle, 1999-03	36
6. Scott Wedman, 1971-74	35
7. Burdette Haldorson, 1951-55	33
8. Ken Charlton, 1960-63	31
9. Alex Stivrins, 1983-85	29
10. David Harrison, 2001-04	25
11. Wilky Gilmore, 1959-62	22
12. Vince Kelley, 1980-84	17
<b>13. Josh Scott, 2012-present</b>	<b>15</b>
Roger Voss, 1959-61	15

**ATTENDANCE:** CU and the Coors Events Center recorded a school record for season total attendance (173,429) during the 2013-14 season, topping the previous high set during the 2012-2013 season (155,884). Last season, also saw runner up placings for season average, conference total, and conference average. The 2012-13 season saw the third biggest increase nationally by average attendance.

SEASON TOTAL (All Games)	SEASON AVERAGE	NL AVE	CONFERENCE TOTAL	CONFERENCE AVERAGE
1) 2013-14 18 173,429	1) 2012-13 15 10,392	#37	1) 2012-13 (Pac-12) 9 94,371	1) 2012-13 (Pac-12) 9 10,486
2) 2012-13 15 155,884	2) 2013-14 18 9,635	#44	2) 2013-14 (Pac-12) 9 89,296	2) 2013-14 (Pac-12) 9 9,922
3) 2010-11 20 140,284	3) 2011-12 16 7,804	#65	3) 2011-12 (Pac-12) 9 82,442	3) 2010-11 (Big 12) 8 9,809
4) 2011-12 16 124,860	4) 1983-84 15 7,659	-	4) 2010-11 (Big 12) 8 78,472	4) 2011-12 (Pac-12) 9 9,160
5) 1983-84 15 114,887	5) 2010-11 20 7,014	#77	5) 2002-03 (Big 12) 8 71,962	5) 1983-84 (Big 8) 7 9,147

The 2014-15 season is the 36th for Buffalo basketball at the Coors Events Center. The Buffaloes' first regular season game was Dec. 1, 1979 defeating New Mexico, 86-78. add result. The CEC has a capacity of 11,064. The facility was originally called the CU Events/Conference Center, but was renamed in September 1990 in honor of a \$5 million gift from the Adolph Coors Foundation.

**CEC BEST CROWDS**

**Season Home Opener:** vs. Wofford (Nov. 9, 2012): 10,611 (CU, 74-59)  
**Non-Conference Game:** vs. Colorado State (Dec. 5, 2012): 11,708 (CU, 70-61)  
**Pac-12 Conference Game:** vs. Stanford (Jan. 24, 2013): 11,212 (CU, 75-54)

COORS EVENTS CENTER	
Sellouts Last 4 Years	
2013-14:	4 (2-2)
2012-13:	7 (6-1)
2011-12:	3 (2-1)
<u>2010-11:</u>	<u>5 (4-1)</u>
	19 (14-5)

**All-Time CEC Record:** 373-160 (.700)

**All-Time Non-Conference Record:** 232-37 (.863)

**Record vs. Pac-12 Conference:** 21-6 (.778)

**Non-Conference Consecutive Home Game Winning Streaks**

35: Dec. 4, 1976-Dec. 5, 1981  
 27: Dec. 10, 2008-Dec. 7, 2011  
**18: Dec. 19, 2011-present**  
 18: Dec. 20, 1981-Dec. 27, 1983

**Conference Consecutive Home Game Winning Streaks**

29: Jan. 8, 1937-Feb. 21, 1941  
 19: Jan. 14, 1961-Mar. 4, 1963  
 16: Mar. 9, 1917-Jan. 10, 1922  
 15: Jan. 11, 1954-Feb. 11, 1956  
 15: Jan. 26, 1929-Jan. 9, 1931  
 14: Jan. 6, 1962-Mar. 4, 1963  
 10: Dec. 12, 2011-Dec. 4, 2012




**Top Home Winning % Nationally (2010-2014)**

Duke	.954	63-3
Gonzaga	.952	60-3
Southern Missouri	.947	54-3
Belmont	.945	52-3
Harvard	.942	49-3
Kentucky	.942	65-4
Kansas	.940	63-4
Missouri	.929	66-5
Arizona	.926	63-5
Florida	.924	61-5
San Diego State	.923	60-5
Webber	.912	52-5
St. Mary's	.911	62-7
Ohio State	.910	71-7
Memphis	.905	67-7
Middle Tennessee	.901	55-6
VCU	.900	54-6
<b>COLORADO</b>	<b>.870</b>	<b>60-9</b>

**BEST HOME RECORDS:** Of the best home records in school history (min. 10 home games played) in terms of wins, the Tad Boyle coaching staff owns the top two and three of the four. CU is averging 15 home wins over the last four years

<b>2011-2012:</b>	<b>18-2</b>	<b>.900</b>
<b>2013-2014:</b>	<b>16-2</b>	<b>.889</b>
2002-2003:	14-1	.933
<b>2011-2012:</b>	<b>14-2</b>	<b>.875</b>
1996-1997:	13-1	.929
1983-1984:	13-2	.867
2009-2010:	13-3	.813
1999-2000:	13-3	.813
1998-1999:	13-3	.813
1979-1980:	13-3	.813
1990-1991:	13-4	.765
<b>2012-2013:</b>	<b>12-3</b>	<b>.800</b>

**SOX WALSETH COURT:** The Coors Events Center basketball floor is named after legendary Colorado basketball coach Sox Walseth in 1996. He is CU's all-time leader in men's basketball victories with 261, then added another 77 victories coaching the CU women from 1980-83, including an impressive 43-0 at home. Walseth is the first at CU and only a few to coach both the men's and women's basketball teams at the same school. With the men, CU won three Big Eight titles and was named conference coach of the ear five times (4-Big Eight; 1-Big Seven). He coached 20 different CU teams from 1957-1976. Walseth was inducted into the Colorado Sports Hall of Fame in 1998 and the CU Athletic Hall of Fame in 2002.



**2013-14 Pac-12 Conference (FINAL)**

Category/Name	All Games		Pac-12		National Stats (April 9) National	
	Rank	Stat	RK	Stat	RK	Stat
Scoring Offense	11th	70.2	10th	68.9	197	70.2
Scoring Defense	4th	68.2	5th	70.4	119	68.2
Scoring Margin	8th	+2.0	9th	-1.5	147	+2.0
Field Goal %	11th	.435	9th	.429	210	.435
Field Goal % Defense	8th	.431	4th	.432	150	.431
Free Throw %	5th	.718	5th	.717	107	.718
3-Point Field Goal %	11th	.318	11th	.318	265	.318
3-Point FG Pct. Defense	10th	.356	11th	.374	253	.356
Rebounding Offense	2nd	37.3	2nd	36.4	-	-
Rebounding Defense	2nd	31.4	<b>1st</b>	<b>32.5</b>	-	-
Rebounding Margin	2nd	+5.9	2nd	+3.9	16	5.9
Blocked Shots	9th	3.3	5th	4.0	203	3.3
Assists	11th	11.3	10th	11.1	267	11.3
Steals	4th	5.9	t-4th	5.7	199	5.9
Turnover Margin	10th	-1.3	10th	-1.9	271	-1.3
Assist/Turnover Ratio	12th	0.9	11th	0.8	291	0.85
Offensive Rebounds	2nd	11.5	t-2nd	11.1	-	-
Defensive Rebounds	5th	25.8	3rd	25.3	-	-
Defensive Rebound %	<b>1st</b>	<b>.739</b>	2nd	.718	-	-
Offensive Rebound %	2nd	.340	2nd	.330	-	-
3-Point FG Made	11th	5.2	t-10th	4.8	279	5.2
<b>Individuals</b>						
<b>Scoring</b>						
Josh Scott	14th	14.1	11th	15.6	-	-
Askia Booker	16th	13.7	14th	14.5	-	-
Xavier Johnson	25th	12.0	t-17th	13.7	-	-
<b>Rebounding</b>						
Josh Scott	4th	8.4	7th	8.4	60	8.4
Wesley Gordon	17th	6.0	5th	6.3	-	-
Xavier Johnson	18th	5.9	16th	6.1	-	-
<b>FG%</b>						
Josh Scott	13th	.511	4th	.528	-	-
<b>FT%</b>						
Josh Scott	9th	.810	7th	.813	156	.810
Askia Booker	7th	.818	6th	.814	138	.818
<b>Assists</b>						
Askia Booker	12th	3.3	5th	4.5	-	-
<b>Blocks</b>						
Wesley Gordon	5th	1.3	t-6th	1.6	172	1.32
Josh Scott	9th	1.1	t-6th	1.6	231	1.14
<b>Steals</b>						
Askia Booker	9th	1.3	5th	1.7	250	1.3
<b>Assist-Turnover Ratio</b>						
Askia Booker	11th	1.3	10th	1.5	-	-
<b>Offensive Rebounds</b>						
Josh Scott	2nd	2.9	t-2nd	2.9	-	-
Wesley Gordon	6th	2.5	4th	2.9	-	-
Xavier Johnson	-	-	t-14th	2.0	-	-
<b>Defensive Rebounds</b>						
Josh Scott	9th	5.5	8th	5.6	-	-
<b>Total Rebounds</b>						
Josh Scott	-	-	-	-	33rd	295
<b>Double-Doubles</b>						
Josh Scott	t-2nd	13	t-3rd	7	27th	13

**CU IN POSTSEASON:** The Buffs are 13-7 in postseason games (9-3 conference, 3-1 NIT, 1-3 NCAA) under Coach Boyle • .650 postseason winning percentage, ranks first in school history • Advanced to the conference tournament semifinals three of the last four years (Pac-12: 2014 and 2012. Big 12: 2011).

**FOUR YEARS UNDER BOYLE STAFF:**

- Coach Boyle is 92-50 record (.648), the fastest coach in school history to win that many in the shortest time • 92 wins are the most in any four-year span. • Winning percentage (.648), is the best of any CU coach in men's hoops history (min. 2 years).
- The coaching staff is 60-9 at home (.870).
- 19 home sellouts over four years (14-5).
- CU is an impressive 27-4 (.871) when having 15 or more assists in a game • 10-0 when having 20 or more assists.

- CU is 71-13 overall (.845) and 48-2 at home (.960) when out-rebounding the opponent. Both losses in 2012-03: UCLA, 78-75 (Jan. 12) 34-32 edge on boards; Arizona State, 63-62, ot (Feb. 16) 41-26 advantage on glass).

- CU is 53-5 overall (.914) and 33-1 at home (.971) when the opponent shoots under 40 FG% (lone loss: UCLA, Jan. 16, 2014, 39.4 FG%, 69-56).

- CU is an impressive 27-0 at home and 40-3 overall (.930) when out-rebounding the opponent AND holding opponent under 40 FG% (three losses: at California twice; at Washington).

- The Buffs are 15-3 when a road or neutral court loss follows a home game (.833).

- CU is 25-5 at home (.833) in single-digit games at home (9-0 in 2013-14 games).

**HAWAII BOUND:** The CU men's team is one of eight teams playing at the 2014 Hawaiian Airlines Diamond Head Classic this Christmas in Oahu. The CU men's basketball program is not a stranger to the Hawaiian Islands during the first two months of the non-conference season. In Nov. 2009, the Buffaloes competed at the EA Sports Maui Invitational, and in 2008, they participated at the Rainbow Classic in Honolulu. Both tournaments saw the Buffs achieve a 1-2 record.

**BLOCKS IN A SEASON:** Last year was the first time the Buffs had a pair with at least 40 blocks in a season. (Wesley Gordon: 41 and Josh Scott: 40). In 1993-94, Ted Allen had 55, Donnie Boyce, 40.

**3-POINT ARC:** Since 1982-83 when the 3-point shot was added to the college game, Mack Tuck ranks among the best 3-point shooters in CU history - of those who are 6'6" and taller. Here's the Top-10 list with a minimum of 150 career attempts:

	Name	Ht.	Years	3-Pt%	3-Pt. M/Att
1)	Mack Tuck	6'6"	1993-1996	.450	126-of-280
2)	<b>Xavier Johnson</b>	<b>6'7"</b>	<b>2012-pre.</b>	<b>.390</b>	<b>62-of-159</b>
3)	Spencer Dinwiddie	6'6"	2011-2014	.386	115-of-298
4)	Blair Wilson	6'6"	2000-2004	.379	257-of-679
5)	Martice Moore	6'8"	1995-1997	.376	65-of-173
6)	Andy Osborn	6'9"	2004-2006	.374	98-of-262
7)	D.J. Harrison	6'7"	2000-2002	.372	82-of-220
8)	Marcus Relphorde	6'7"	2009-2011	.370	75-of-203
9)	Chris Copeland	6'8"	2002-2006	.361	117-of-324
10)	Richard Roby	6'6"	2004-2008	.347	214-of-617

**CONFERENCE PLACING:** CU finished tied for third in the final conference standings with a 10-8 mark. However, at the conference tournament, were seeded fifth. CU was the fifth seed in 2012-13; sixth seed in 2011-12 even though they tied for fifth in the overall standings. In the last year in the Big 12, the Buffs were the fifth seed at the conference tournament as well.

**UNDER 69.9 POINTS A GAME** (when 3-Pt. FG Established): For the first time since the 1978-81 seasons, the Buffs kept the opposition under 69.9 points per game in three-straight seasons (2013-14: 68.2 ppg.; 2012-13: 63.6 ppg.; 2011-12: 63.0 ppg.). The Buffs matched the 1978-79 (66.9), 1979-80 (67.3), 1980-81 (64.5).

**CARDIAC BUFFS:** Under Tad Boyle (142 games: 92-50), the Buffs have had more than their fair share of close games. In games decided by three points or less in the Boyle Era, CU is 18-8 (5-4 in one-point games, 7-1 in two-point games and 6-3 in three-point games ... and 14-5 against league opponents, 10-4 vs. Pac-12, 4-1 vs. Big 12). And there were 10 overtime games, so that means 36 games ended after regulation with the margin between 0 and 3 points.

**FOUR-YEAR BESTS:** The Boyle coaching staff over the last four years has won the most games in school history. Here's a breakdown of the top-five classes in school history defined by wins. May 2014 graduate Ben Mills ranks No. 1 among all 4-year CU players.

92-50	.648	2010-2014
72-49	.678	2002-2006
71-53	.573	1996-2000
68-55	.553	1999-2003
66-36	.647	1961-1965

**BUFFS TABBED TO FINISH THIRD IN PAC-12 PRESEASON POLL SAN FRANCISCO** – The University of Colorado men's basketball team was picked to finished third in the 2014-15 Pac-12 Conference men's basketball standings, announced Thursday according to a poll of media members who cover the conference.

Arizona was selected to finish at the top spot for the third year in a row, after garnering all but one first-place vote. Utah narrowly claimed No. 2, with just one more point than third-place finisher Colorado. Both the Utes and the Buffs return four starters from last season, including first team All-Pac-12 honorees in Utah's Delon Wright (15.5 ppg/6.8 rpg) and CU's Josh Scott (14.1 ppg/8.4 rpg).

Last season, CU was also picked third and finished the regular season tying five other teams for third place. The third place conference tally was CU's highest since finishing the 1997 Big 12 Conference season second overall.

Reigning Pac-12 Tournament champion UCLA is slotted fourth in the poll, followed by Stanford at fifth, after both squads advanced to the NCAA Sweet 16 in 2013-14. Washington edged out California by one point to round out the top half of the poll, weighing in at sixth while the Golden Bears come in at seventh.

Oregon eighth, followed by Arizona State at ninth and USC at 10th. Washington State was picked to finish 11th, while Oregon State rounds out the poll at 12th.

Media have correctly picked the Conference winner 13 times in 22 tries. Arizona has correctly been selected in eight of the previous 12 times it has been slated to capture the league crown.

#### 2014-15 PAC-12 MEN'S BASKETBALL MEDIA POLL

	Team	Pts.
1.	Arizona (31)	383
2.	Utah	317
3.	<b>COLORADO</b>	<b>316</b>
4.	UCLA (1)	290
5.	Stanford	264
6.	Washington	189
7.	California	188
8.	Oregon	159
9.	Arizona State	155
10.	USC	106
11.	Washington State	84
12.	Oregon State	45

**MEN'S BASKETBALL HALL OF FAME:** The 10th class of the University of Colorado Athletic Hall of Fame was inducted Thursday, October 30 at the Coors Events Center. Among those inducted for men's basketball was former head coach Frosty Cox and two former greats, Jim Davis and Bob Jeangerard. Of the 68 members and one team (1959 NCAA Ski team) in the CU Hall of Fame, there are nine former men's basketball players and two former head coaches. Players are Ken Charlton (1960-1963), Burdette Haldorson (1952-55), Jack Harvey (1938-40), Billy Lewis (1957-60), Dave Logan (1972-76), Leason "Pete" McCloud (1939-42), Cliff Meely (1968-71); former coach Russell "Sox" Walseth (1946-83).

• **Forrest B. "Frosty" Cox, Basketball Coach (1935-50)**  
Cox passed away at the age of 54; his son Forrest "Frosty" Jr., accepted on his behalf. "It's a privilege to be able to represent Dad in accepting this award. This is a tremendous honor for him and our family. We are so proud of his accomplishments here at the University of Colorado. He was a strict on discipline and a perfectionist, and tried to instill those traits into his players both on and off the court. But away from basketball, he was a kind man and a great sense of humor." Cox made mention that several family members went on to attend CU.

• **Jim Davis, Basketball (1961-64)**  
"Spider" as he was known by his teammates, opened by congratulating the rest of the class. "I personally feel very, very honored to have this award bestowed upon me. I hope that whatever happens, I will always be a Colorado Buffalo. I am currently living in Canada, but it's a great privilege to be able to travel back here. This was my second home. I want to thank my teammates and all those who helped me earn this honor this evening." He introduced his two roommates, and hoped that they would truly enjoy themselves this weekend, "especially at The Sink." He said he was sold on CU when he woke up the morning of his recruiting trip and saw the sun shining on the Flatirons.

• **Bob Jeangerard, Basketball (1952-55)**  
Jeangerard succumbed to complications from Alzheimer's disease this past July at the age of 83; his son, Robert, Jr., represented him. "If my dad was up here accepting this honor tonight, what he would talk about would be his teammates and everything they did for him. The stories that he used to tell us about, everything was about teamwork and dedication. He would tell us about the magic that this university brought him and the opportunity that this university gave him." He spoke about how his father grew up in Chicago during a rough time, but excelled in basketball and baseball and was grateful that CU came along and gave him a chance. He also spoke about his dad's last days, where he still made everybody around him happy despite his nearly decade-long battle with Alzheimer's.

**10-10-10**

**Tad Boyle Career Record in Close Games (four years at CU)**

**Single-Digit Games (1-9 pts.): 48-24**

**2013-14: 15-2**

Home: 9-0  
 Away: 4-1  
 Neutral: 2-1

**2012-13: 11-8**

Home: 3-3  
 Away: 5-4  
 Neutral: 3-1

**2011-12: 12-5**

Home: 7-0  
 Away: 1-3  
 Neutral: 4-2

**2010-11: 10-9**

Home: 6-2  
 Away: 2-5  
 Neutral: 2-2

**1-5 Point Games Overall: 28-12**

Home: 12-4  
 Away: 8-6  
 Neutral: 8-2

**1-Point Margin: 5-4**

Home: 2-1  
 Away: 2-2  
 Neutral: 1-1

**2-Point Margin: 7-1**

Home: 3-0  
 Away: 1-1  
 Neutral: 3-0

**3-Point Margin: 6-3**

Home: 1-2  
 Away: 3-1  
 Neutral: 2-0

**4-Point Margin: 4-2**

Home: 2-1  
 Away: 1-1  
 Neutral: 1-0

**5-Point Margin: 6-2**

Home: 4-0  
 Away: 1-1  
 Neutral: 1-1

**OT Games: 5-5 (includes 2 ot game)**

Home: 3-2  
 Away: 2-3

**Double-OT Games: 1-0**

Home: 1-0

**FOUR YEARS UNDER TAD BOYLE RECORD BREAKDOWN**

	Won-Lost	Pct.
Overall (142 games).....	92-50	(.648)
at home (69 games).....	60- 9	(.870)
on the road (46 games).....	17-29	(.370)
at neutral sites (27 games).....	15-12	(.556)
In November (27 games).....	20- 7	(.741)
In December (24 games).....	19- 5	(.792)
In January (33 games).....	18-15	(.546)
In February (28 games).....	19- 9	(.679)
In March (30 games).....	16-14	(.533)
Overtime (10 games).....	5-5	(.500)
Mid-Season Trneys (10 games/4 trips)	5-5	(.500)
Postseason Trneys (12 games/4 trips)	9-3	(.750)
Pac-12 Postseason Tourn (3 trips)	7-2	(.778)
Big 12 Postseason Tourn (1 trip)	2-1	(.667)
NCAA Tourn(4 games/3 trips)	1-3	(.250)
NIT (4 games/1 trip)	3-1	(.750)
Season Openers (4 games).....	3-1	(.750)
Home Openers (4 games).....	4-0	(1.000)
Conference Openers (4 games).....	3-1	(.750)
vs. Pac-12 teams (3 games).....	2-1	(.667)
vs. Big 12 teams (1 game).....	1-0	(1.000)
Conference Games, all games (82 games)...	48-34	(.585)
Conference, league games (80 games)	39-31	(.557)
Conference, Tourngames (12 games)	9- 3	(.750)
vs. Pac-12, all games (63 games).....	38-25	(.603)
vs. Pac-12, league games only (54 games)..	31-23...	(.574)
vs. Pac-12 Tournament games (9 games)	7- 2	(.778)
vs. Big 12, all games (19 games).....	10- 9	(.526)
vs. Big 12, league games only (16 games)	8- 8	(.500)
vs. Big 12 Tournament games (3 games)	2- 1	(.667)
Exhibition games (0 games).....	0-0	(.000)
When the Buffs score 100 pts (2 games)....	2-0	(1.000)
When the Oppts score 100 pts (0 games)..	0-0.....	(.000)

**CU's 4-YEAR RECORD (ALL GAMES)**

Leading at halftime	70-13
Trailing at halftime	21-34
Tied at halftime	1-3
Shoot 50-59%	29-1
Shoot lower than 49.9%	52-27
Shoot lower than 39.9%	11-22
Higher shooting % than oppt	80-8
Lower shooting % than oppt	12-42
Score 40-49 points	1-4
Score 50-59 points	10-14
Score 60-69 points	16-18
Score 70-79 points	27-9
Score 80-89 points	24-4
Score 90-99 points	12-1
Score 100+ points	2-0
More rebounds than oppt	70-14
Fewer rebounds than oppt	21-33
Same amount of rebs than oppt	1-3
Under 39 rebounds	56-44
40-49 rebounds	29-7
50+ rebounds	6-0
Shooting FT 90+%	1-3
Shooting FT 85-89%	9-3
Shooting FT 80-84.9%	15-6
Shooting FT 75-79.9%	27-12
Shooting FT 70-74.9%	8-5
Shooting below 69.9%	32-21
Fewer TOs than oppt	43-15
More/same TOs than oppt	49-35
Games decided by 1-5 pts	28-12
Games decided by 6-9 pts	19-12
Games decided by 10+ pts	45-26
Televised Games	80-45
Games vs. Ranked Oppts	11-15
1 player in double figures	1-5
2 players 10+ points	9-14
3 players 10+ points	30-19
4 players 10+ points	37-11
5 players 10+ points	13-1
6 players 10+ points	1-0
7 players 10+ points	1-0
More bench pts than oppt	44-12
Fewer bench pts than oppt	41-31
Same bench pts than oppt	3-4
Playing in November	20-7
Playing in December	19-5
Playing in January	18-15
Playing in February	19-9
Playing in March	16-14

**2014-15 Game Leaders & Career****Scoring Double-Digits**

	'14-15	Career
Askia Booker	-	64
Josh Scott	-	47
Xavier Johnson	-	37
Jaron Hopkins	-	6
Wesley Gordon	-	5
Xavier Talton	-	5
George King	-	2
Dustin Thomas	-	1

**Double-Digit Rebounding Games**

	'14-15	Career
Josh Scott	-	18
Xavier Johnson	-	6
Wesley Gordon	-	4
Jaron Hopkins	-	1

**Double-Doubles**

	'14-15	Career
Josh Scott	-	15
Xavier Johnson	-	5
A. Booker/W. Gordon	-	1

**20-Point Games**

	'14-15	Career
Josh Scott	-	8
Askia Booker	-	7
Xavier Johnson	-	6

**Led in Scoring**

	'14-15	Career
Askia Booker	-	26
Josh Scott	-	20
Xavier Johnson	-	8
Jaron Hopkins	-	1

**Rebounding Leaders**

	'14-15	Career
Josh Scott	-	28
Xavier Johnson	-	9
Wesley Gordon	-	8
Askia Booker	-	3
Jaron Hopkins/George King	-	1

**Assist Leaders**

	'14-15	Career
Askia Booker	-	36
Xavier Talton	-	8
Jaron Hopkins	-	4
Wesley Gordon	-	3
Xavier Johnson	-	3
Eli Stalzer	-	2
T. Fletcher/D. Thomas	-	1
Josh Scott	-	1

**Steal Leaders**

	'14-15	Career
Askia Booker	-	29
Josh Scott	-	13
Jaron Hopkins	-	11
Xavier Talton	-	8
Xavier Johnson	-	7
Wesley Gordon	-	5
Eli Stalzer	-	2
T. Fletcher/G. King/D. Thomas	-	1

**Block Leaders**

	'14-15	Career
Josh Scott	-	24
Wesley Gordon	-	16
Xavier Johnson	-	10
Tre'Shaun Fletcher	-	3
Xavier Talton	-	3
Dustin Thomas	-	1

**Career Games**

	Starts	Career Gm
Askia Booker	69	103
Xavier Talton	13	67
Josh Scott	64	66
Xavier Johnson	51	66
Eli Stalzer	-	52
Jaron Hopkins	9	35
Dustin Thomas	6	35
Wesley Gordon	27	31
George King	-	27
Tre'Shaun Fletcher	-	20
Kevin Nelson	-	9
Brett Brady	-	4

**THE LAST TIME ...**

20-Point Scorer: 21, Askia Booker vs. USC (at Las Vegas), Mar. 12, 2014

30-Point Scorer: 33, Alec Burks, vs. Texas, Feb. 26, 2011

40-Point Scorer: 42, Jaquay Walls, Iowa State (ot), Feb. 19, 2000

Two 20-point Scorers in Same Game: vs. WSU: Askia Booker (26), Xavier Johnson (20), Feb. 5, 2014

Three 20-point Scorers in Same Game: Xavier Johnson (27), Josh Scott (21), Askia Booker (20) vs. Washington, Feb. 9, 2014

Five Double-Figure Scorers in Same Game: at USC, Feb. 16, 2014: Xavier Johnson (20), Askia Booker (18), Josh Scott (17), Xavier Talton (14), Jaron Hopkins (10).

Six/Seven Double-Figure Scorers in Same Game: vs. Jackson State, Nov. 16, 2013: Askia Booker (15), Xavier Talton (13), Dustin Thomas (13), Jaron Hopkins (12), Spencer Dinwiddie (11), Josh Scott (11), Wesley Gordon (10).

Double-Double Performance: Josh Scott (10 pts., 10 rebs.) at California, March 8, 2014

Triple-Double Performance: David Harrison (20 points, 10 rebounds, 11 blocks), Nebraska, Mar. 8, 2003

Player with 20 or More Rebounds: 21, Stephane Pelle, Stetson, Nov. 24, 2002; 20, Andre Roberson, Stanford, Jan. 27, 2013; 20, Andre Roberson at Fresno State, Dec. 12, 2012

Player with 15 or More Rebounds: 15, Xavier Johnson vs. Elon, Dec. 13, 2013;  
15, Andre Roberson, Arizona State, Feb. 16, 2013

Player with 10 or More Rebounds: 11, Wesley Gordon at California, March 8, 2014

Last Pair with 15+ rebounds in same game: Andre Roberson (15)/Alec Burks (15) vs. Iowa State (Mar. 9, 2011, at Kansas City); Cliff Meely (21) and Mike Colman (15) vs. Missouri, Mar. 8, 1969

Player with 10 or More Assists: 12, Askia Booker at UCLA, Feb. 13, 2014

Player with Five or More Steals: 6, Spencer Dinwiddie vs. Jackson State, Nov. 16, 2013  
6, Alec Burks vs. Yale, Dec. 29, 2009; 5, Askia Booker at Arizona State, Jan. 25, 2014

Player with Six or More Three-Point FGs Made: 6, Levi Knutson, at Kansas State (Jan. 12, 2011) and vs. Oregon State (Dec. 4, 2010)

Player with Five or More Blocked Shots: 7, Andre Roberson, Oregon, Feb. 4, 2012

Scored 100+Points, Team: 100, Oregon (91), Jan. 5, 2014

Scored under 49 Points, Team: 48 vs. Pitt (77), at Orlando (NCAA Tournament), Mar. 20, 2014

Scored under 39 Points, Team: 35, vs. Texas (78), Kansas City, Mo., Mar. 10, 2000

Shot 60.0 Percent or Better from the Field, Team: 66.7, Northern Arizona, Dec. 21, 2012

Shot Under 35.0 Percent from the Field, Team: 29.4 vs. Arizona, at Las Vegas, Mar. 14, 2014

Made 30 or More Free Throws, Team: 34, vs. Oklahoma State, Jan. 15, 2011;  
33 vs. Oregon, Jan. 5, 2014

Made 10 or more Three-Point Field Goals, Team: 12 vs. Utah, Dec. 31, 2011

Had 50 or More Rebounds, Team: 52 vs. Hartford, Dec. 29, 2012; 51 at USC, Jan. 26, 2012

Had 25 or more Assists, Team: 27 vs. Cal State Northridge, Dec. 22, 2009

Had 15 or More Steals, Team: 19, vs. Savannah State, Jan. 3, 2006; 15 vs. USC, Jan. 10, 2013

Had 10 or More Blocked Shots, Team: 10, vs. Pepperdine, Dec. 4, 2006

Had Fewer than 7 Turnovers, Team Since 2005 (Coach Boyle teams are indented)

4, at Iowa St., Jan. 30, 2010 (L, 63-64);

5, vs. California, Feb. 26, 2012 (W, 70-57); 5, vs. California, Mar. 18, 2011 (W, 89-72);

5, vs. Nebraska, Mar. 5, 2011 (W, 67-57);

5, vs. Baylor, Jan. 12, 2010 (W, 78-71);

5, vs. Utah, Dec. 7, 2005 (W, 76-52);

6 at Washington State, Jan. 8, 2014 (W, 71-70, ot);

6, vs. Stanford, Feb. 23, 2012 (L, 50-74); 6, vs. Arizona, Jan. 21, 2012 (W, 64-63)

6, vs. Kansas, Jan. 25, 2011 (L, 78-82);

6, vs. Baylor, Nov. 8, 2013 (60-72); at California, Mar. 2, 2013 (L, 46-62);

6, vs. San Francisco, Dec. 1, 2009 (W, 78-54).

7, vs. Oregon State, Jan. 2, 2014 (W, 64-58) 7, vs. Colorado State, Dec. 5, 2012 (W, 70-61);

7, vs. Oregon, Mar. 8, 2012 (W, 63-62)

7, vs. Georgia, Nov. 28, 2011 (W, 70-68); 7, at Iowa State, Mar. 2, 2011 (L, 90-95);

**CU COACHES / POSTSEASON TOURNAMENT**

(conference postseason tournaments began in 1977)

BY PERCENTAGE Coach (Seasons)	CONFERENCE		NCAA		N.I.T.		G	OVERALL	
	W-L	Pct.	W-L	Pct.	W-L	Pct.		W-L	Pct.
<b>Tad Boyle (4)</b>	<b>9-3</b>	<b>.750</b>	<b>1-3</b>	<b>.250</b>	<b>3-1</b>	<b>.750</b>	<b>20</b>	<b>13-7</b>	<b>.650</b>
Forsty Cox (13)	--	--	2-4	.333	3-1	.750	10	5-5	.500
H.B. Lee (6)	--	--	3-3	.500	0-0	.000	6	3-3	.500
Sox Walseth (20)	--	--	3-3	.500	0-0	.000	6	3-3	.500
Joe Harrington (5)	0-5	.000	0-0	.000	4-2	.667	11	4-7	.364
Tom Miller (4)	2-4	.333	0-0	.000	0-0	.000	6	2-4	.333
*Ricardo Patton (11)	6-12	.333	1-2	.333	1-4	.200	26	8-18	.308
Tom Apke (5)	1-5	.167	0-0	.000	0-0	.000	6	1-5	.167
Bill Blair (6)	1-5	.167	0-0	.000	0-0	.000	6	1-5	.167
Jeff Bzdelik (3)	1-3	.250	0-0	.000	0-0	.000	4	1-3	.250
<b>Totals</b>	<b>20-37</b>	<b>.351</b>	<b>10-15</b>	<b>.400</b>	<b>11-8</b>	<b>.579</b>	<b>101</b>	<b>41-60</b>	<b>.406</b>

\*Ricardo Patton took over as interim in the 1995-96 season; the Big 8 postseason loss

**OVERALL WINS:** Boyle (13), Patton (8), Cox (5), Harrington (4), Lee (3), Walseth (3).**CONFERENCE TOURNAMENT WINS:** Boyle (9), Patton (6), Miller (2).**A GLANCE AT THE DANCE CARD:** Colorado has made the 13 NCAA Tournament appearances, three of those have come under head coach Tad Boyle.

Year	Seed	Region	Round	Result
2014	8th	South	2nd	L, 48-77 vs. Pittsburgh
2013	10th	East	2nd	L, 49-57 vs. Illinois
2012	11th	South	3rd	W, 68-64 vs. UNLV; L, 63-80 vs. Baylor

**BUFFS IN THE NCAA TOURNAMENT** (13 Appearances: 10-15, 400)**2013-14:** Tad Boyle (23-12): lost to Pittsburgh, 77-48 (second round)**2012-13:** Tad Boyle (21-12): lost to Illinois, 57-49 (second round)**2011-12:** Tad Boyle (24-12): defeated UNLV, 68-64 (second round); lost to Baylor, 80-63 (third round)**2002-03:** Ricardo Patton (20-12): lost to Michigan State, 79-64 (first round)**1996-97:** Ricardo Patton (22-10): defeated Indiana, 80-62 (first round); lost to North Carolina, 73-56 (second round)**1968-68:** Sox Walseth: (21-7): lost to Colorado State, 64-56; defeated Texas A&M, 97-82**1962-63:** Sox Walseth: (19-7): defeated Oklahoma, 78-72; lost to Cincinnati, 67-60**1961-62:** Sox Walseth: (19-7): defeated Texas Tech, 67-60; lost to Cincinnati, 73-46**1954-55:** H.B. Lee (19-6): defeated Tulsa, 69-59; defeated Bradley, 93-81; lost to San Francisco, 62-50; defeated Iowa, 75-54**1953-54:** H.B. Lee (11-11): lost to Bradley, 76-64; lost to Rice, 78-55**1945-46:** Forrest B. Cox (12-6): lost to California, 50-44; defeated Baylor, 59-44**1941-42:** Forrest B. Cox (16-2): defeated Kansas, 46-44; lost to Stanford, 46-35**1939-40:** Forrest B. Cox (17-4): lost to Southern California, 38-32; lost to Rice, 60-56 (ot)**CU CAREER RANKINGS****Scoring**

14. Jay Humphries	1980-84	1,306
15. Alec Burks	2009-11	1,291
16. Pat Frink	1965-88	1,288
17. Blair Wilson	2000-04	1,253
18. Scott Wedman	1971-74	1,251
<b>19. Askia Booker</b>	<b>2011-pre.</b>	<b>1,208</b>
44. Bob Jeangerard	1952-55	842
45. Brian Johnson	1977-81	840
46. Matt Bullard	1985-87	820
<b>50. Josh Scott</b>	<b>2012-pre.</b>	<b>810</b>
61. Will Smith	1996-2000	721
Bob Bauers	1964-67	721
63. Jayson Obazuaye	'02-06	714
<b>67. Xavier Johnson</b>	<b>2012-pre.</b>	<b>691</b>

**Rebounding**

25. Mike Coleman	1967-70	520
26. Michel Morandais	2000-04	497
27. Don Walker	1956-59	492
28. Chuck Gardner	1963-66	486
<b>29. Josh Scott</b>	<b>2012-pre.</b>	<b>473</b>

**Assists**

14. Jaquay Walls	1998-2000	273
15. Richard Roby	2004-2008	257
16. Reggie Morton	1988-90	243
17. Jay Sferra	1973-77	242
<b>18. Askia Booker</b>	<b>2011-pre.</b>	<b>236</b>

**Steals**

10. Mike Reid	1982-85	137
11. Blair Wilson	2000-04	119
12. Billy Law	1990-92	114
Michale Lewis	1985-88	114
14. Stephane Pelle	1999-2003	112
<b>15. Askia Booker</b>	<b>2011-pre.</b>	<b>111</b>

**Blocks**

17. J. Jackson-Wilson	2006-09	73
18. Charlie Melvin	1995-98	71
19. Jamahl Mosley	1997-01	67
Matt Bullard	1985-87	67
<b>21. Josh Scott</b>	<b>2012-pre.</b>	<b>64</b>

**Minutes**

14. Michel Morandais	2000-04	3,013
15. Andre Roberson	2010-13	2,970
<b>16. Askia Booker</b>	<b>2011-pre.</b>	<b>2,872</b>

**Game Starts**

15. Stephane Pelle	1999-2003	78
16. Rodell Guest	1987-91	77
17. Marcus Hall	'03-06, 07-08	76
18. Brian Johnson	1977-81	75
19. Michel Morandais	2000-04	73
<b>20. Askia Booker</b>	<b>2011-pre.</b>	<b>69</b>
25. Andre Roberson	2010-13	65
J. Jackson-Wilson	2006-09	65
Scott Wilke	1984-88	65
<b>26. Josh Scott</b>	<b>2012-pre.</b>	<b>64</b>



## TAD BOYLE

5th Year at CU (9th Year Overall)

Birthday ..... Jan. 6, 1963  
 Birthplace ..... Pueblo, Colo.  
 Family ..... Wife, Ann  
     Daughter, Claire  
     Sons, Jack and Pete  
 Hometown ..... Greeley, Colo.  
 High School ..... Greeley Central, 1981  
 College ..... Kansas, 1985  
 (Bachelor of Science:  
     Business Administration)



### UNIVERSITY OF COLORADO (2010-present)

#### FOUR-YEAR HEAD COACHING CAREER

- 92-50 record (.648).
- .648 winning percentage, ranks first in school history (min. 2 years).
- 60-9 mark at home (.870).
- 92 wins are the most wins by one coach in the shortest time.
- 92 victories ranks No. 4 on the CU all-time coaching list.
- Owns four of CU's eight 20+ winning seasons.

#### NOTEABLE POSTSEASON HONORS UNDER BOYLE AT CU

- 6: All-Tournament team selections (Booker (2), Brown, Burks, Dinwiddie, Roberson).
- 5: Conference first-team selections (Burks, Dinwiddie, Scott, Roberson [2]).
- 2: Tournament MVPs (Booker, Brown).
- 1: Pac-12 Conference Defensive Player of the Year (Roberson).
- 1: Wooden Top-20 Finalist (Burks).

#### BUFFALOES IN THE NBA UNDER BOYLE

Player	NBA Team	Yrs. in NBA	Yrs. at CU
Alec Burks	Utah Jazz	3 (2011-pre.)	2009-2011
Andre Roberson	Oklahoma City Thunder	2 (2013-pre.)	2010-2013
Spencer Dinwiddie	Detroit Pistons	1 (2014-pre.)	2011-2014
Cory Higgins	Charlotte Bobcats	1 (2011-12)	2007-2011

- First CU head coach in school history to guide program to three consecutive NCAA Tournament appearances.
- Owns or shares four winningest seasons in school history.
- First CU coach to lead Buffs to four consecutive post-season appearances (2010-11 NIT semifinal; 2011-12 NCAA 3rd Round; 2012-13 NCAA 2nd Round; 2013-14 NCAA 2nd Round).

- First CU coach to win 20 games in each of his first four years AND first CU coach to have four, 20-win seasons.
- 24 wins each of the 2010-11 and 2011-12 seasons.
- 23 wins in 2013-14 • 21 in 2012-13.
- 13-7 (.650) in postseason games (9-3 conference, 3-1 NIT, 1-3 NCAA).
- .650 postseason winning percentage ranks first in school history.
- Boyle/the Buffs are 7-2 in the Pac-10/Pac-12 Conference Tournament history (.778). Record and Winning % rank first.
- Advanced to the conference tournament semifinals three of the last four years (Pac-12: 2014 & 2012; Big 12: 2011).

- Outrebounding the opponent, CU is 71-13 overall (.845) and 48-2 at home (.960). Both home losses occurred in 2012-13: UCLA, 78-75 (Jan. 12) 34-32 edge on boards; Arizona State, 63-62, ot (Feb. 16) 41-26 advantage on glass.
- When opponent shoots under 40 FG% CU is 53-5 overall (.914) and 33-1 at home (.971). Lone loss: UCLA (Jan. 16, 2014), 39.4 FG%, 69-56.
- When out-rebounding the opponent AND holding opponent under 40 FG%, CU is an impressive 27-0 at home and 40-3 overall (.930) (three losses: at California twice; at Washington).

- 25-5 at home (.833) in single-digit games (9-0 in 2013-14 games).
- 27-4 (.871) w/ 15+ assists in a game • 10-0 when having 20 or more assists.
- 15-3 when a road or neutral court loss follows a home game (.833).
- 15-12 (.556) record on neutral courts, third overall at CU.
- During non-conference play (Nov. & Dec.) Boyle is 40-12 overall (.769) in home, road, neutral games.
- 30-1 at the Coors Events Center home games (.968) • 15-0 during the month of November.

#### 2013-2014: 23-12

- NCAA Tournament Appearance (2nd Round); Seeded eighth in the South Region, CU's highest NCAA Tournament seed since 1997 Tournament when seeded ninth in the East Region.
- Won 23 games, the third most victories in school history.
- Nationally ranked six-straight weeks • Highest ranking of season was No. 15.
- Ranked in the Coaches' Poll 5-straight weeks (No. 17 the highest).
- For only the second time in school history (1996-97), the Buffaloes won 21 regular season games.
- Won a school-second best 16 home games • Won 10-straight games, tying the fourth longest winning streak in school history (Nov. 10-Dec. 13, 2013).
- Defeated a pair of Top-10 nationally ranked opponents at home (No. 6/7 Kansas, 75-72, Dec. 7 and No. 10/9 Oregon, 100-91, Jan. 5).
- Josh Scott: All-Pac-12 first team accolades; Askia Booker was named honorable mention; Wesley Gordon All-Pac-12 honorable mention freshman team.
- Set a school record for season total attendance (173,429) during the 2013-2014 season, topping the previous high set during the 2012-2013 season (155,884). 2013-2014 also saw runner up placings for season average, conference total, and conference average.
- No. 1 in Pac-12 Conference-only rebounding (32.5 rpg.); Pac-12 (all games) defensive rebounding percentage (.739).
- Named one of three court coaches for the 2013 USA Basketball Men's World University Games training camp (assisting the 2013 USA Basketball Men's World University Games coaching staff during the June 24-July 1 training camp at the U.S. Olympic Training Center in Colorado Springs, Colo.).

#### 2012-2013: 21-12

- NCAA Tournament Appearance (2nd Round).
- Back-to-back NCAA Tournaments appearances (2011-12 & 2012-13) for the first time since 1961-62 & 1962-63 (50 years).
- NCAA Tournament appearance is CU's first at-large invite since 2002-03.
- First CU head coach since Sox Walseth to lead the Buffs to back-to-back NCAA Tournament appearances.
- No. 19 Associated Press/USA Today Coaches' Poll (Nov. 26) • AP No. 23 ranked (Nov. 19).
- AP No. 23 ranking first time CU was ranked in a major poll since earning back-to-back No. 25 rankings in the 2005-06 Coaches Poll .
- 2012 Charleston Classic Champions (3-0).
- CU defeated Oregon (Pac-12 Tournament Champion), twice; Arizona, Colorado State, California.
- The Buffs enjoyed the best three consecutive years in attendance numbers ever (421,028, an 8,255 average for 51 games; no previous coach averaged over 6,500 for a three-year run).
- No. 1 in Pac-12 Conference-only defense (62.2 ppg.) • No. 1 in Pac-12 Conference Team (all games) 3-Point Defense (32.0).
- Defeated four ranked opponents, a first since 2002-03.
- 3-straight road conference wins for the first time since 2000-01.
- First CU MBB coach to win season opener each of first 3 seasons.
- Named official starter 34th Annual Bolder Boulder (May 2012), largest road race in U.S.A. where all participants are timed, fifth largest road race in world.
- Andre Roberson (first team, Defensive Player of the Year, All-Defensive team); Spencer Dinwiddie (first team), Josh Scott (All-Freshman team) • Sabatino Chen (2011-12 & 2012-13 Pac-12 Academic first team); Shane Harris-Tunks (2012-13 Pac-12 Academic second team & 2011-12 Pac-12 Academic honorable mention); Levi Knutson (2010-11 Big 12 Academic first team); Trey Eckloff (2010-11 Big 12 Academic first team).

**HEAD COACH TAD BOYLE YEAR-BY-YEAR COACHING RECORD**

Year	School	Record	Pct.	Conference	Pct.	Notes/Postseason
2006-07	Northern Colorado	4-24	.143	2-14 (9th)	.125	Bears' first year in Big Sky
2007-08	Northern Colorado	13-16	.448	6-10 (t-7th)	.375	Defeated SDSU, a top-50 team among RPI rankings
2008-09	Northern Colorado	14-18	.438	8-8 (5th)	.500	Big Sky Tourney berth; Earned the school's first D-I post-season Sun Belt Tourney
2009-10	Northern Colorado	25-8	.758	12-4 (2nd)	.750	School record 25 wins; CollegeInsiders.com Tournament quarterfinal
<b>Total</b>		<b>56-66</b>	<b>.459</b>	<b>28-36</b>	<b>.438</b>	
2010-11	Colorado	24-14	.632	8-8 (t-5th)	.500	Big 12 Semifinals; NIT Final Four
2011-12	Colorado	24-12	.667	11-7 (t-5th)	.611	Pac-12 Tournament Champions; NCAA Tournament 3rd Round
2012-13	Colorado	21-12	.636	10-8 (5th)	.556	Pac-12 Quarterfinal; NCAA Tournament 2nd Round
2013-14	Colorado	23-12	.657	10-8 (t-3rd)	.556	Pac-12 Semifinal; NCAA Tournament 2nd Round
<b>Total</b>		<b>92-50</b>	<b>.648</b>	<b>40-31</b>	<b>.563</b>	

**2011-2012: 24-12**

- NCAA Tournament (3rd Round), a school-first since 2002-03 (9 years).
- Third NCAA Tournament appearance since 1968-69 (43 years).
- First CU head coach to win 20 or more games in his first two years.
- 48 wins at CU are the best in school history in any two-span.
- Defeated No. 6 seed and No. 23/25 ranked UNLV (68-64) in the second round, CU's first tourney win since 1996-97.
- Helped guide CU to the Pac-12 Conference Championship winning four games in four days; first conference title since 1968-69.
- Just the 10th team from the "big six" conferences to win four games in four days en route to the conference title.
- NABC District 20 Coach of the Year (1st CU coach named).
- Sixth team in school history to win 20 games and first 20-win team in school history to average under 70 ppg. (67.5).
- Won his 100th career win at a head coach at the Pac-12 Tournament defeating Utah (Mar. 7, 2012).
- CU went 14-2 at home, the fourth time in school history to win that many games at home, the others: 2010-11, 2005-06, 2002-03.
- 11 Pac-12 Conference wins, most wins in season (1996-97: 11).
- Won his 40th game (against Oregon), taking him 61 games to reach this milestone tying Frosty Cox for the fewest games.
- First CU head coach to achieve back-to-back 3-0 conference starts in his first two years at the helm.
- First CU head coach since Frosty Cox to win back-to-back conference openers since 1935-36 and 1936-37.
- Andre Roberson (first team, All-Defensive, All-Tournament team), Carlton Brown (second team; tournament Most Outstanding Player, All-Tournament team), Spencer Dinwiddie (All-Freshman team).

**2010-2011: 24-14**

- School-best 24 wins in his first season at CU.
- School-best 18 home wins • Four attendance marks: sellouts a season (5); all games (140,284); conference total (78,472); conf. average (9,809).
- Advanced to the NIT Final Four and appearance at Madison Square Garden, a CU first since 1990-91.
- CU's last year of Big 12 Conference: Alec Burks (first team, Big 12 All-Tournament team), Cory Higgins (second team), Levi Knutson (co-sixth man).
- Highest Big 12 conference finish (5th) since 2005-06.
- Advanced to the Big 12 Tournament semifinals for the first time in the 15-year history of the conference.
- Won three Big 12 road games for the first time since 1996-97.
- Defeated NCAA Tourney Teams: Kansas St. (three times), Texas, Missouri.
- Defeated pair of Top-10 opponents at home: No. 9/8 Missouri, 89-76 (Jan. 8); No. 5/5 Texas, 91-89 (Feb. 26). The CU-UT game was the second greatest comeback in school history as CU rallied from 22 points in the second half.
- Named National Coach of the Week by The Hoops Report in its weekly awards for the week of Jan. 10-16, 2011.
- First coach since Henry Iba (1933-34) to win first three conference games.
- First CU coach since H.B. Lee (1950-51) to win first two conference games in his first year.
- Successfully won CU debut with an 88-80 home win vs. Idaho St. (Nov. 12).
- Became first CU head coach in 20 years (Joe Harrington, 1990-91) to win coaching debut.
- Named 18th head coach in CU men's basketball history April 19.

**NORTHERN COLORADO: Head Coach ..... 2006-2010**

**2009-2010: 25-8**

- Advanced to the post season for the first time in school history, advancing to the quarterfinals of the CollegeInsiders.com Tournament while racking up a school record 25 victories.

- Coached one first-team All-Big Sky member and also the Big Sky Conference Defensive Player of the Year.
- Resurrected the basketball program, including a breakout season in 2009-10 (25-8, .758) and finished second in the Big Sky Conference.
- Guided the Bears to a 56-66 record (.459) the past four seasons.
- Awarded NABC Division I All-District Coach of the Year, the Big Sky Coach of the Year by both *The Sporting News* and CollegeInsider.com, where he was also named a finalist for the National Mid-Major Coach of the Year award.
- Will Figures (2009-10 All-Big Sky 1st team); Devon Beitzel (2nd team); Jabril Banks (2008-09 All-Big Sky 1st team). Yahosh Bonner (2009-10 Big Sky Defensive Player of the Year).

**2008-2009: 14-18 ..... UNC's first Big Sky Tourney berth**

- Improved from one conference win his first season to an 8-8 mark.
- Earned the school's first D-I post-season trip, to the Sun Belt Conference Tournament.

**2007-2008: 13-16 ..... Won at SDSU (RPI top 50)**

- Defeated Colorado State, 72-59, in his second season and also knocked off San Diego State, 72-59. The Aztecs were ranked among the nation's top 50 teams in the RPI rankings at that time.

**2006-2007: 4-24 ..... Bears' first year in Big Sky**

- Named the 17th coach in UNC history on April 25, 2006.
- At that point, the Bears were in the midst of a transition to Division I in its first season as a member of the Big Sky Conference.
- Finished last nationally in the final RPI rankings. There were, however, flashes of times to come, including close losses to both Colorado (88-86) and Colorado State (75-66).

**WICHITA STATE: Associate Head Coach ..... 2000-2006**

- Spent six seasons with current Maryland head coach Mark Turgeon and was part of another turn around that saw the Shockers improve from 9-19 (.321) his first year there to one of the nation's top mid-major teams in 2006 when Wichita State went 26-9 and advanced to the Sweet 16 of the NCAA Tournament. The Shockers eventually lost to Final Four Cinderella George Mason in the regional semifinals • finished with a No. 21 final ranking.
- |          |           |                                 |
|----------|-----------|---------------------------------|
| 2005-06: | 26-9      | ..... MVC champs, NCAA Sweet 16 |
| 2004-05: | 22-10     | ..... NIT second round          |
| 2003-04: | 21-11     | ..... NIT                       |
| 2002-03: | 18-12     | ..... NIT                       |
| 2001-02: | 15-15 9-9 | in Missouri Valley Conference   |
| 2000-01: | 9-19      |                                 |

**JACKSONVILLE STATE (Ala.): Assistant Coach ..... 1998-2000**

- Boyle reconnected with Mark Turgeon, as an assistant coach at Jacksonville State, where they helped turn a team that was 8-18 into a 17-11 squad in just one season.
- |          |       |                                    |
|----------|-------|------------------------------------|
| 1999-00: | 17-11 | (12-6 in TransAmerica Conference); |
| 1998-99: | 8-18  |                                    |

**TENNESSEE: Director Basketball Operations ..... 1997-1998**

- Followed Jerry Green to Tennessee, where he was director of basketball operations • Vols won 20 games and advanced to the NCAA Tournament.

**OREGON: Assistant Coach ..... 1994-1997**

- First collegiate coaching job (1994) an assistant under Jerry Green. Mark Turgeon was also an assistant from 1993-97 • Spent three seasons helping the Ducks to the 1995 NCAA Tournament and 1997 NIT.
- |          |       |                       |
|----------|-------|-----------------------|
| 1996-97: | 17-11 | ..... NIT             |
| 1995-96: | 16-13 | ..... -               |
| 1994-95: | 19-9  | ..... NCAA Tournament |

**WHAT THEY'RE SAYING ...**

"Tad has bought back a resurgence to Colorado basketball with his energy and enthusiasm. I am impressed with his knowledge of the game and his ability to communicate to his Buffaloes team."

-- Dick Vitale, *ESPN College Basketball Analyst*

"Tad continues to make Colorado more than relevant," ESPN.com Senior College Basketball Writer Andy Katz said. "He has made them into one of the top teams in the West. Now you can count on Colorado being in play for the top tier in the Pac-12 and an NCAA bid. Colorado may have joined the Pac-12 for football first but the Buffaloes have been a boon in basketball."

-- Andy Katz, *ESPN.com Senior College Basketball Writer*

"I'm a believer in Tad Boyle. He is not only a terrific teacher of the game with great basketball knowledge, he keeps it simple and gives his players an understanding of what you need to do to win, but a firm understanding of how teams lose, too. Boyle has tremendous toughness in him. He is demanding without being demeaning, and he puts his players in position to achieve together without fear of failing. That's what truly outstanding coaches do, and Tad Boyle is a truly outstanding coach."

-- Jay Bilas, *ESPN College Basketball Analyst*

"I've been blessed to work with many hall of fame caliber coaches during my career and I can say without reservation that Tad Boyle is as talented as any coach I've been around! Whether you're talking about X's-and-O's, in-game adjustments, or recruiting...he's the total package. And, best of all...he's an even better human being."

-- Mark Johnson, *Sports Director Newsradio 850 KOA*

"I want to say the job that Tad Boyle has done at Colorado, and what Colorado represents to the future of the Pac-12, I can make the argument that there's been no greater gift to college basketball in the Pac-12 than adding Colorado. They are well-coached, play extremely hard, very good on defense. They have talented players now. I feel like they have some really talented players coming in. I wish them the very best in the NCAA Tournament. Whoever draws them is running into a hungry, well-coached, disciplined team."

--Arizona Head Coach Sean Miller after the Pac-12 Championship game (March 10, 2012)

**COACHING CAREER**

2010-Present: Head Coach, University of Colorado  
 2006-2010: Head Coach, University of Northern Colorado  
 2000-2006: Associate Head Coach, Wichita State University  
 1998-2000: Assistant Coach, Jacksonville State (Ala.) University  
 1997-1998: Director of Basketball Operations, Univ. of Tennessee  
 1994-1997: Assistant Coach, University of Oregon

**PLAYING HISTORY**

**University of Kansas**

Member of two NCAA Tournament Teams (1984, 1985)  
 Named Team Captain Senior Season  
 "Most Unselfish Player" 1985  
 "Most Inspirational Player" 1982

**Greeley High School**

Led Wildcats to 1981 State Championship  
 Colorado Player of the Year  
 Converse All-American Team

**BOYLE vs. THE NATION**

Arkansas State .....	1-0	Montana .....	2-7
Alabama .....	0-1	Montana State .....	4-4
Alcorn State .....	1-0	Murray State .....	1-0
Air Force .....	4-2	Nebraska .....	1-1
Arizona .....	3-6	New Mexico .....	0-1
Arizona State .....	3-4	New Orleans .....	1-0
Bakersfield, Cal State .....	2-0	North Dakota .....	2-0
Ball State .....	0-1	Northern Arizona .....	6-3
Baylor .....	1-3	Oklahoma .....	0-2
Bowling Green .....	1-1	Oklahoma State .....	1-1
California .....	5-3	Oregon .....	5-2
Citadel, The .....	1-0	Oregon State .....	5-4
Colorado .....	0-1	Pacific .....	0-1
Colorado Christian .....	1-0	Pittsburgh .....	0-1
Colorado State .....	5-3	Portland .....	2-1
Colo.-Colorado Springs .....	0-1	Portland State .....	1-7
Creighton .....	0-1	Purdue .....	0-1
Dayton .....	1-0	Sacramento State .....	6-2
Denver .....	4-2	San Diego State .....	1-1
Eastern Michigan .....	0-1	San Francisco .....	0-1
Eastern Washington .....	4-4	San Jose State .....	1-1
Elon .....	1-0	Southern .....	1-0
Fort Lewis College .....	1-0	Southern Utah .....	1-0
Fresno State .....	2-1	Stanford .....	3-2
Georgia .....	2-1	Texas .....	1-0
Gonzaga .....	0-1	Texas A&M .....	0-1
Hartford .....	1-0	Texas Christian .....	1-0
Harvard .....	1-1	Texas-Pan American .....	1-0
Hawai'i .....	1-0	Texas Southern .....	4-0
Idaho State .....	5-5	Texas State .....	1-1
Illinois .....	0-1	Texas Tech .....	1-0
Indiana .....	1-0	UCLA .....	0-4
Iowa .....	0-1	UC Santa Barbara .....	1-0
Iowa State .....	2-1	UNLV .....	1-0
Jackson State .....	1-0	USC .....	5-0
Johnson & Wales .....	4-0	Utah .....	5-2
Kansas .....	1-4	UT Martin .....	1-0
Kansas State .....	3-0	VMI .....	1-0
Kent State .....	1-0	Washington .....	2-2
Liberty .....	0-1	Washington State .....	4-0
Longwood .....	1-0	Weber State .....	2-6
Louisiana Monroe .....	1-0	Western Michigan .....	1-0
Maryland .....	0-1	Western New Mexico .....	1-0
Maryland Eastern Shore .....	1-0	Wichita State .....	0-1
McNeese State .....	1-0	Wofford .....	1-0
Missouri .....	1-1	Wyoming .....	1-3
		<b>TOTAL .....</b>	<b>148-116</b>

16-16-16

## JEAN PRIOLEAU

**Family:** Wife, Janelle; **Son:** Elijah

**Hometown:** Teaneck, N.J.

**High School:** Teaneck

**College:** Fordham (1992)



### University of Colorado (2010 - present)

- Fourth year with CU basketball.
- Named Associate Head Coach Summer 2013.
- Assistant coach with Tad Boyle at Wichita State (2000-2005).

"Jean is ready to be a head coach, deserves to be a head coach," CU head coach Tad Boyle said. "He is multiple-faceted in terms of his recruiting and coaching ability, relationship with the players, and his professionalism. Jean does a tremendous job and has for many years, not just CU's staff, but any staff he's been on."

**Texas Christian University (2008-2010):** spent two years as an assistant coach and recruiting coordinator.

**Iowa State (2006-2008):** helped the Cyclones record 29 victories. The Cyclones had three All-Big 12 Conference performers in Mike Taylor, Wesley Johnson and Jiri Hubalek and were ranked in the top-100 among in a pair of defensive categories.

**Marquette (2005-06):** as an assistant coach under former Marquette head coach and current Indiana University head coach Tom Crean. In his lone season with the Golden Eagles, Marquette recorded a 20-11 overall record and a 10-6 mark in Big East Conference en route to securing a spot in the NCAA Tournament.

- part of a Marquette program that ranked 11th in the country in three-point field goal percentage, 22nd in three-point field goals made per game and 43rd in the nation in scoring offense in his lone campaign. That season, Prioleau watched as the Golden Eagles posted victories over a trio of nationally-ranked opponents, including a 94-79 triumph over top-ranked UConn.

**Wichita State (2000-2005):** played a vital role in the resurgence and success of the Shockers in the Missouri Valley Conference.

- The Shockers earned a NIT berth on three occasions during Prioleau's tenure. During his five years, the Shockers never finished below a .500 overall or conference mark while winning 18 or more games in four of five seasons.
- The Shockers collected 94 total victories, including a pair of 20-win seasons in each of his final two campaigns with the program.
- Signed the top recruiting class in 2001 in the Missouri Valley Conference, helped ink Sean Ogirri (Colorado Player of the Year), Paul Miller (2006 Missouri Valley Conference Player of the Year and 2001 Freshman of the Year), Jamar Howard (Missouri Valley Conference Defensive Player of the Year) and Randy Burns (Missouri Valley Conference Rookie of the Year).

**Fordham University (1999-2000).**

## MIKE ROHN

**Family:** Wife, Stephanie

**Daughters:** Raegen and Rylee

**Hometown:** Colby, Kan.

**High School:** Colby

**College:** McPherson (1990);

Fort Hays State (1993)



### University of Colorado (2010 - present)

- Fourth year with CU basketball.
- Named Head Recruiting Coordinator Summer 2013.
- An assistant coach at Wichita State with Tad Boyle (2001-2006).

"One of the steadiest people I have ever worked with in my life," said CU head coach Tad Boyle. "Mike is the ultimate grinder, works extremely hard and he's a guy that thinks; a forward-thinker and ready to be a head coach. He has all the tools in what it takes to be a head coach, and is invaluable to our staff and to me."

**Texas A&M (2007-2010):** Three years as the director of basketball operations at Helped the Aggies to a trio of NCAA Tournament Round of 32 appearances. During those three years in College Station, the Aggies won 73 games, including 28 Big 12 Conference games. A&M also led the conference in scoring defense (65.8 ppg.) for the first time in league history during the 2009-10 campaign.

**Wichita State (2000-2007):** Seven years as an assistant coach to Mark Turgeon, in addition with current CU associate head coach, Jean Prioleau, and head coach Tad Boyle (2001-2006), the Shockers engineered an impressive resume earning three-straight NIT trips (2003, 2004, 2005). During the 2005-06 season, the Shockers not only won their first Missouri Valley Conference championship in 19 years, they capped off a 26-9 record with a 2006 NCAA Tournament berth and a Sweet 16 appearance, a school-first in 18 years.

- Rohn also helped coach fifth-year student-athlete Paul Miller cap off one of the best careers of any Shocker center by being named the MVC Player of the Year, the first Shocker to earn the award in 21 years, in addition to Jamar Howard (Missouri Valley Conference Defensive Player of the Year).

• Prior to Wichita State, Rohn served three seasons as head coach (1997-2000) at Dodge City (Kan.) Community College, where he built a 55-38 record and coached the Conquistadors to three consecutive state playoff appearances, including a 21-10 mark in 1999-2000. Assistant coach at Dodge City from 1993-97. In 1997, Dodge City was crowned the 1997 Jayhawk West Conference Champions.

**Fort Hays State (1991-93):** Graduate Assistant Coach.

**Colby CC (1990-91):** Assistant Coach.

**McPherson College (1989-90):** Assistant Coach.

## RODNEY BILLUPS

**Hometown:** Denver, Colo.

**High School:** George Washington

**College:** University of Denver (2005)



### University of Colorado (2010 - present)

- Fourth year with CU basketball.
- Named Assistant Coach prior to 2012-13 season.
- Director of Basketball Operations (2010-2012).

"Rodney continues to bring a lot of value to our staff," head coach Tad Boyle said. "Each year, he gets more and more comfortable in his recruiting role, and continues to develop into a fine, young coach."

- Younger brother of former CU great Chauncey Billups, who played with the Buffaloes from 1995-97.
- Three-year standout with the University of Denver Pioneers from 2002-05.
- At DU, averaged 10.2 points, 6.4 assists, and 3.2 rebounds during his 2004-05 senior season.
- Led the Sun Belt Conference in assists, also ranked 17th nationally.
- Named an All-SBC third team selection in 2004-05, the same season he helped the Pioneers win 20 games and a National Invitational Tournament berth.
- 199 assists in his senior season, ranks third all-time in school history, while his 58 steals, ranks seventh.
- Over his three years at DU, Billups ranks fourth all-time in assists (418) and steals (154). For his career, he averaged 8.5 points per game, in addition to 4.6 assists, 2.7 rebounds and 1.7 steals per game.
- In 2004-05, Billups was named co-recipient of the Floyd M. Theard Jr. Memorial Award. The award is presented each year to the DU men's basketball player who best displays the qualities of leadership, scholarship and sportsmanship.



# ASKIA BOOKER

Senior • Guard  
 6'2" • 175 • 3L  
 Los Angeles, Calif.  
 (Price HS)

#0

MISC.	'14-15	CAREER
Double-Figure Scoring	-	64
20+ Points	-	7
15+ Points	-	32
Double-Doubles	-	1
Led CU in Scoring	-	26
Led CU in Rebounds	-	3
Led CU in Assists	-	36
Led CU in Steals	-	29
5+ Rebounds	-	21
6+ Assists	-	7
4+ Assists	-	23
3+ Steals	-	10
Pac-12 Player of the Week	-	3

## SEASON/CAREER HIGHS

<b>Points</b>	
Season	
Career	27 Oregon (January 5, 2014)
<b>FGM</b>	
Season	
Career	10 Murray State (Nov. 18, 2012)
<b>FGA</b>	
Season	
Career	18 Murray State (Nov. 18, 2012) vs. Baylor (Nov. 16, 2012)
<b>Rebounds</b>	
Season	
Career	9 at USC (Jan. 26, 2012)
<b>O-Rebs</b>	
Season	
Career	4 at USC (Jan. 26, 2012)
<b>D-Rebs</b>	
Season	
Career	7 twice
<b>3-Pt. FGs</b>	
Season	
Career	5 UCLA (Jan. 16, 2014)
<b>3-PT. FGA</b>	
Season	
Career	10 vs. Illinois (Mar. 22, 2013)
<b>FT</b>	
Season	
Career	13 at Washington St. (Jan. 8, 2014)
<b>FTA</b>	
Season	
Career	14 at Washington St. (Jan. 8, 2014)
<b>Assists</b>	
Season	
Career	12 at UCLA (Feb. 13)
<b>Steals</b>	
Season	
Career	5 at Arizona State (Jan. 25, 2014)
<b>Blocks</b>	
Season	
Career	1 three times
<b>Minutes</b>	
Season	
Career	45 Texas Southern (Nov. 27, 2012)

## CAREER STATISTICS

Year	GP-GS	Min	FG-FGA	Pct	3PT-A	Pct	FT-FTA	Pct	O	D	Reb	Avg	Ast	To	PF-FO	Stl	Blk	Pts	Avg
2014-15																			
2013-14	35-35	1068	166-427	.389	37-136	.272	112-137	.818	20	111	131	3.7	116	88	62-0	45	2	481	13.7
2012-13	33-33	1050	152-418	.364	49-157	.312	57-81	.704	17	99	116	3.5	71	69	64-2	40	0	410	12.4
2011-12	35- 1	754	104-259	.402	29- 78	.372	80-105	.762	20	76	96	2.7	49	60	61-1	26	1	317	9.1
<b>Total</b>	<b>103-69</b>	<b>2872</b>	<b>422-1104</b>	<b>.382</b>	<b>115-371</b>	<b>.310</b>	<b>249-323</b>	<b>.771</b>	<b>57</b>	<b>286</b>	<b>343</b>	<b>3.3</b>	<b>236</b>	<b>217</b>	<b>187-3</b>	<b>111</b>	<b>3</b>	<b>1208</b>	<b>11.7</b>

18-18-18

2013-2014 Game-by-Game (junior)

Game	GS	Min	FGs	3FGs	FTs	O-D-R	Pf	A	To	BL	ST	Pts
vs. Baylor	*	36	5-16	0-4	0-0	1-3-4	2	3	0	0	2	10
<b>UT MARTIN</b>	*	<b>18</b>	<b>2-6</b>	<b>0-2</b>	<b>2-2</b>	<b>1-2-3</b>	<b>1</b>	<b>2</b>	<b>4</b>	<b>0</b>	<b>1</b>	<b>6</b>
<b>WYOMING</b>	*	<b>32</b>	<b>4-11</b>	<b>2-5</b>	<b>4-4</b>	<b>0-3-3</b>	<b>3</b>	<b>0</b>	<b>3</b>	<b>0</b>	<b>2</b>	<b>14</b>
<b>JACKSON ST.</b>	*	<b>29</b>	<b>6-10</b>	<b>3-7</b>	<b>0-0</b>	<b>1-4-5</b>	<b>2</b>	<b>6</b>	<b>2</b>	<b>1</b>	<b>0</b>	<b>15</b>
<b>ARKANSAS ST.</b>	*	<b>25</b>	<b>2-8</b>	<b>1-4</b>	<b>2-2</b>	<b>0-3-3</b>	<b>3</b>	<b>4</b>	<b>2</b>	<b>0</b>	<b>2</b>	<b>7</b>
<b>UCSB</b>	*	<b>25</b>	<b>5-10</b>	<b>1-4</b>	<b>3-3</b>	<b>0-4-4</b>	<b>3</b>	<b>2</b>	<b>3</b>	<b>0</b>	<b>3</b>	<b>14</b>
<b>HARVARD</b>	*	<b>27</b>	<b>5-15</b>	<b>0-3</b>	<b>2-2</b>	<b>0-1-1</b>	<b>0</b>	<b>3</b>	<b>1</b>	<b>0</b>	<b>0</b>	<b>12</b>
at Air Force	*	22	5-13	3-7	0-0	0-2-2	0	0	2	0	1	13
at Colorado St.	*	21	4-12	0-6	4-6	0-1-1	2	1	2	0	2	12
<b>KANSAS</b>	*	<b>33</b>	<b>5-12</b>	<b>3-6</b>	<b>2-6</b>	<b>1-2-3</b>	<b>3</b>	<b>0</b>	<b>1</b>	<b>0</b>	<b>1</b>	<b>15</b>
<b>ELON</b>	*	<b>13</b>	<b>4-10</b>	<b>0-1</b>	<b>0-0</b>	<b>2-0-2</b>	<b>2</b>	<b>0</b>	<b>3</b>	<b>0</b>	<b>0</b>	<b>8</b>
vs. Okla. State	*	37	8-15	3-7	0-0	1-1-2	2	1	2	0	1	19
<b>GEORGIA</b>	*	<b>31</b>	<b>7-12</b>	<b>2-4</b>	<b>3-3</b>	<b>0-0-0</b>	<b>1</b>	<b>4</b>	<b>2</b>	<b>0</b>	<b>1</b>	<b>19</b>
<b>OREGON ST.</b>	*	<b>31</b>	<b>3-10</b>	<b>1-5</b>	<b>6-6</b>	<b>1-3-4</b>	<b>1</b>	<b>2</b>	<b>1</b>	<b>0</b>	<b>4</b>	<b>13</b>
<b>OREGON</b>	*	<b>36</b>	<b>8-16</b>	<b>1-3</b>	<b>10-12</b>	<b>1-6-7</b>	<b>1</b>	<b>4</b>	<b>0</b>	<b>0</b>	<b>1</b>	<b>27</b>
at Wash State	*	38	2-12	1-4	13-14	0-4-4	3	3	1	0	2	18
at Washington	*	24	0-9	0-2	0-0	0-2-2	3	1	3	0	0	0
<b>UCLA</b>	*	<b>29</b>	<b>7-11</b>	<b>5-7</b>	<b>2-5</b>	<b>0-4-4</b>	<b>4</b>	<b>2</b>	<b>4</b>	<b>0</b>	<b>0</b>	<b>21</b>
<b>USC</b>	*	<b>25</b>	<b>3-5</b>	<b>1-2</b>	<b>6-6</b>	<b>0-4-4</b>	<b>1</b>	<b>6</b>	<b>2</b>	<b>1</b>	<b>1</b>	<b>13</b>
at Arizona	*	34	4-13	0-3	3-4	0-3-3	1	4	2	0	1	11
at Arizona St.	*	32	4-10	0-3	2-5	0-2-2	3	5	6	0	5	10
<b>UTAH</b>	*	<b>43</b>	<b>5-16</b>	<b>1-6</b>	<b>7-10</b>	<b>2-6-8</b>	<b>0</b>	<b>7</b>	<b>4</b>	<b>0</b>	<b>1</b>	<b>18</b>
<b>WASH. STATE</b>	*	<b>33</b>	<b>9-12</b>	<b>2-3</b>	<b>6-8</b>	<b>1-3-4</b>	<b>2</b>	<b>5</b>	<b>3</b>	<b>0</b>	<b>3</b>	<b>26</b>
<b>WASHINGTON</b>	*	<b>31</b>	<b>6-14</b>	<b>2-4</b>	<b>6-6</b>	<b>0-5-5</b>	<b>1</b>	<b>7</b>	<b>4</b>	<b>0</b>	<b>0</b>	<b>20</b>
at UCLA	*	37	6-16	2-7	2-2	0-0-0	3	12	2	0	2	16
at USC	*	34	7-16	1-4	3-3	1-7-8	2	6	6	0	2	18
<b>ARIZONA ST</b>	*	<b>33</b>	<b>5-17</b>	<b>0-0</b>	<b>8-8</b>	<b>0-6-6</b>	<b>3</b>	<b>3</b>	<b>1</b>	<b>0</b>	<b>2</b>	<b>18</b>
<b>ARIZONA</b>	*	<b>31</b>	<b>4-14</b>	<b>0-3</b>	<b>2-4</b>	<b>1-3-4</b>	<b>0</b>	<b>3</b>	<b>2</b>	<b>0</b>	<b>1</b>	<b>10</b>
at Utah	*	31	1-8	0-3	2-2	1-2-3	3	6	4	0	2	4
at Stanford	*	36	3-10	0-3	1-2	0-2-2	1	3	5	0	1	7
at California	*	39	5-13	1-5	0-0	0-7-7	3	2	3	0	0	11
vs. USC	*	37	9-17	0-1	3-3	2-5-7	1	4	1	0	0	21
vs. California	*	35	7-15	1-5	2-2	0-3-3	2	3	2	0	0	17
vs. Arizona	*	27	4-14	0-1	4-5	2-4-6	0	2	1	0	1	12
vs. Pitt	*	23	2-9	0-2	2-2	1-4-5	0	0	4	0	0	6

2012-2013 Game-by-Game (sophomore)

Game	GS	Min	FGs	3FGs	FTs	O-D-R	Pf	A	To	BL	ST	Pts
<b>WOFFORD</b>	*	<b>30</b>	<b>6-13</b>	<b>1-3</b>	<b>0-0</b>	<b>0-3-3</b>	<b>1</b>	<b>0</b>	<b>3</b>	<b>0</b>	<b>1</b>	<b>13</b>
vs. Dayton	*	38	6-11	3-5	1-2	0-4-4	0	4	1	0	1	16
vs. Baylor	*	34	8-18	2-6	1-2	0-1-1	2	3	3	0	3	19
vs. Murray State	*	33	10-18	2-5	1-2	0-2-2	2	2	2	0	4	23
<b>AIR FORCE</b>	*	<b>32</b>	<b>5-13</b>	<b>1-4</b>	<b>4-5</b>	<b>2-5-7</b>	<b>3</b>	<b>5</b>	<b>3</b>	<b>0</b>	<b>1</b>	<b>15</b>
<b>TX SOUTHERN</b>	*	<b>45</b>	<b>4-15</b>	<b>2-8</b>	<b>5-8</b>	<b>0-6-6</b>	<b>3</b>	<b>4</b>	<b>2</b>	<b>0</b>	<b>0</b>	<b>15</b>
at Wyoming	*	31	2-13	2-5	0-0	1-1-2	2	2	4	0	0	6
<b>COLORADO ST.</b>	*	<b>33</b>	<b>2-11</b>	<b>1-3</b>	<b>1-5</b>	<b>2-1-3</b>	<b>3</b>	<b>2</b>	<b>1</b>	<b>0</b>	<b>1</b>	<b>6</b>
at Kansas	*	29	5-15	1-6	4-4	0-4-4	2	1	2	0	1	15
at Fresno State	*	35	4-10	2-3	4-6	0-4-4	1	1	2	0	2	14
<b>N. ARIZONA</b>	*	<b>18</b>	<b>8-9</b>	<b>1-2</b>	<b>0-1</b>	<b>0-4-4</b>	<b>1</b>	<b>1</b>	<b>0</b>	<b>0</b>	<b>2</b>	<b>17</b>
<b>HARTFORD</b>	*	<b>26</b>	<b>8-13</b>	<b>3-5</b>	<b>0-0</b>	<b>1-3-4</b>	<b>1</b>	<b>2</b>	<b>3</b>	<b>0</b>	<b>1</b>	<b>19</b>
at Arizona	*	43	5-17	4-7	4-4	0-3-3	4	5	2	0	0	18
at Arizona State	*	34	5-14	1-6	2-3	1-3-4	5	2	3	0	2	13
<b>USC</b>	*	<b>31</b>	<b>4-12</b>	<b>1-4</b>	<b>3-3</b>	<b>0-2-2</b>	<b>1</b>	<b>2</b>	<b>4</b>	<b>0</b>	<b>1</b>	<b>12</b>
<b>UCLA</b>	*	<b>31</b>	<b>6-16</b>	<b>2-5</b>	<b>4-4</b>	<b>0-3-3</b>	<b>2</b>	<b>1</b>	<b>2</b>	<b>0</b>	<b>1</b>	<b>18</b>
at Washington	*	34	3-14	0-3	3-3	1-6-7	5	3	3	0	1	9
at Washington St.*	*	37	3-11	0-2	1-3	1-6-7	1	4	2	0	1	7
<b>STANFORD</b>	*	<b>26</b>	<b>6-9</b>	<b>0-2</b>	<b>1-2</b>	<b>0-4-4</b>	<b>4</b>	<b>3</b>	<b>1</b>	<b>0</b>	<b>3</b>	<b>13</b>
<b>CALIFORNIA</b>	*	<b>32</b>	<b>8-12</b>	<b>4-6</b>	<b>0-0</b>	<b>0-4-4</b>	<b>0</b>	<b>3</b>	<b>4</b>	<b>0</b>	<b>1</b>	<b>20</b>
at Utah	*	37	3-14	0-5	2-2	2-1-3	1	1	0	0	1	8
at Oregon	*	22	3-13	1-3	1-2	0-2-2	3	0	1	0	0	8
at Oregon State	*	37	2-14	0-5	5-6	3-3-6	1	3	1	0	1	9
<b>ARIZONA</b>	*	<b>32</b>	<b>4-11</b>	<b>1-4</b>	<b>1-2</b>	<b>0-1-1</b>	<b>0</b>	<b>2</b>	<b>1</b>	<b>0</b>	<b>3</b>	<b>10</b>
<b>ARIZONA ST.</b>	*	<b>37</b>	<b>7-13</b>	<b>3-7</b>	<b>0-0</b>	<b>0-3-3</b>	<b>1</b>	<b>2</b>	<b>3</b>	<b>0</b>	<b>0</b>	<b>17</b>
<b>UTAH</b>	*	<b>31</b>	<b>3-11</b>	<b>1-6</b>	<b>1-2</b>	<b>1-3-4</b>	<b>2</b>	<b>1</b>	<b>1</b>	<b>0</b>	<b>1</b>	<b>8</b>
at Stanford	*	27	2-9	0-2	0-0	0-4-4	1	3	2	0	1	4
at California	*	29	2-11	1-5	1-2	0-2-2	1	0	1	0	1	6
<b>OREGON</b>	*	<b>28</b>	<b>5-12</b>	<b>0-4</b>	<b>1-2</b>	<b>0-6-6</b>	<b>2</b>	<b>2</b>	<b>3</b>	<b>0</b>	<b>2</b>	<b>11</b>
<b>OREGON ST.</b>	*	<b>29</b>	<b>3-13</b>	<b>2-7</b>	<b>0-0</b>	<b>0-0-0</b>	<b>2</b>	<b>3</b>	<b>1</b>	<b>0</b>	<b>2</b>	<b>8</b>
vs. Oregon St.	*	29	1-9	1-4	4-4	0-3-3	1	4	2	0	1	7
vs. Arizona	*	26	4-10	2-5	2-2	1-0-1	3	0	3	0	0	12
vs. Illinois	*	34	5-14	4-10	0-0	1-2-3	3	0	2	0	0	14

2011-2012 Game-by-Game (freshman)

Game	GS	Min	FGs	3FGs	FTs	O-D-R	Pf	A	To	BL	ST	Pts
<b>FORT LEWIS</b>	-	<b>20</b>	<b>3-8</b>	<b>0-0</b>	<b>3-3</b>	<b>0-4-4</b>	<b>1</b>	<b>2</b>	<b>3</b>	<b>0</b>	<b>1</b>	<b>9</b>
vs. Wichita State	*	12	1-2	1-1	2-4	0-2-2	4	1	3	0	2	5
vs. Maryland	-	21	4-6	0-0	0-2	0-3-3	5	4	2	0	4	8
vs. W. Michigan	-	26	3-8	0-2	5-6	0-2-2	3	4	1	0	0	11
at Air Force	-	30	3-7	3-4	2-4	1-4-5	1	0	2	0	0	11
<b>GEORGIA</b>	-	<b>23</b>	<b>4-6</b>	<b>0-1</b>	<b>6-8</b>	<b>0-4-4</b>	<b>1</b>	<b>3</b>	<b>0</b>	<b>0</b>	<b>0</b>	<b>14</b>
at Colorado State	-	23	2-9	0-2	2-3	1-2-3	1	1	3	0	1	6
<b>FRESNO STATE</b>	-	<b>16</b>	<b>0-2</b>	<b>0-0</b>	<b>0-0</b>	<b>0-1-1</b>	<b>2</b>	<b>2</b>	<b>3</b>	<b>0</b>	<b>0</b>	<b>0</b>
<b>WYOMING</b>	-	<b>24</b>	<b>3-8</b>	<b>1-4</b>	<b>2-4</b>	<b>0-1-1</b>	<b>2</b>	<b>1</b>	<b>2</b>	<b>0</b>	<b>1</b>	<b>9</b>
<b>CSU BAKERSFIELD</b>	-	<b>21</b>	<b>2-6</b>	<b>0-1</b>	<b>2-2</b>	<b>0-2-2</b>	<b>2</b>	<b>0</b>	<b>1</b>	<b>0</b>	<b>1</b>	<b>6</b>
<b>TEXAS SOUTHERN</b>	-	-	-	-	-	-	-	-	-	-	-	-
<b>NEW ORLEANS</b>	-	<b>23</b>	<b>5-11</b>	<b>1-3</b>	<b>2-2</b>	<b>1-5-6</b>	<b>1</b>	<b>3</b>	<b>1</b>	<b>0</b>	<b>2</b>	<b>13</b>
<b>UTAH</b>	-	<b>19</b>	<b>4-9</b>	<b>4-7</b>	<b>2-2</b>	<b>0-1-1</b>	<b>2</b>	<b>2</b>	<b>1</b>	<b>0</b>	<b>0</b>	<b>14</b>
<b>WASHINGTON</b>	-	<b>23</b>	<b>4-8</b>	<b>3-5</b>	<b>1-2</b>	<b>0-4-4</b>	<b>0</b>	<b>0</b>	<b>1</b>	<b>0</b>	<b>0</b>	<b>12</b>
<b>WASHINGTON ST</b>	-	<b>25</b>	<b>2-6</b>	<b>0-2</b>	<b>1-1</b>	<b>0-4-4</b>	<b>2</b>	<b>4</b>	<b>2</b>	<b>0</b>	<b>1</b>	<b>5</b>
at California	-	21	1-3	0-1	1-2	0-4-4	4	1	4	0	0	3
at Stanford	-	19	1-5	0-3	0-0	0-0-0	1	0	1	0	0	2
<b>ARIZONA STATE</b>	-	<b>18</b>	<b>4-6</b>	<b>0-1</b>	<b>3-3</b>	<b>0-1-1</b>	<b>3</b>	<b>1</b>	<b>3</b>	<b>0</b>	<b>0</b>	<b>11</b>
<b>ARIZONA</b>	-	<b>18</b>	<b>2-6</b>	<b>1-4</b>	<b>4-6</b>	<b>0-1-1</b>	<b>1</b>	<b>1</b>	<b>0</b>	<b>0</b>	<b>0</b>	<b>9</b>
at USC	-	25	4-10	3-7	2-2	4-5-9	1	1	3	0	1	13
at UCLA	-	21	6-10	1-1	0-0	1-0-1	1	1	0	0	0	13
<b>OREGON STATE</b>	-	<b>20</b>	<b>4-10</b>	<b>0-2</b>	<b>7-7</b>	<b>1-6-7</b>	<b>0</b>	<b>3</b>	<b>0</b>	<b>0</b>	<b>2</b>	<b>15</b>
<b>OREGON</b>	-	<b>26</b>	<b>5-8</b>	<b>0-1</b>	<b>7-8</b>	<b>0-4-4</b>	<b>4</b>	<b>2</b>	<b>3</b>	<b>0</b>	<b>2</b>	<b>17</b>
at Arizona	-	18	0-6	0-1	4-4	1-2-3	4	1	2	0	0	4
at Arizona State	-	19	3-6	0-0	3-3	0-2-2	2	0	2	0	1	9
at Utah	-	18	2-8	1-1	3-4	1-2-3	1	0	2	0	0	8
<b>STANFORD</b>	-	<b>26</b>	<b>4-11</b>	<b>1-4</b>	<b>3-6</b>	<b>2-1-3</b>	<b>4</b>	<b>2</b>	<b>1</b>	<b>0</b>	<b>3</b>	<b>12</b>
<b>CALIFORNIA</b>	-	<b>22</b>	<b>4-7</b>	<b>1-3</b>	<b>0-0</b>	<b>0-2-2</b>	<b>2</b>	<b>1</b>	<b>1</b>	<b>0</b>	<b>0</b>	<b>9</b>
at Oregon	-	21	3-9	0-2	3-4	1-0-1	1	2	2	1	2	9
at Oregon State	-	23	6-11	1-1	2-2	1-1-2	1	0	2	0	1	15
vs. Utah	-	18	1-6	0-1	0-0	0-1-1	0	0				



# WESLEY GORDON #1

Redshirt-Sophomore • Forward  
 6'9" • 240 • 1L  
 Colorado Springs, Colo.  
 (Sierra HS)

MISC.	'14-15	CAREER
Double-Figure Scoring	-	5
5+ Points	-	21
10+ Rebounds	-	4
Double-Doubles	-	1
Led CU in Scoring	-	-
Led CU in Rebounds	-	8
Led CU in Assists	-	3
Led CU in Steals	-	5
Led CU in Blocks	-	16
5+ Rebounds	-	22
2+ Assists	-	8
2+ Steals	-	2
2+ Blocks	-	12
4+ Blocks	-	3

### 2013-2014 Game-by-Game (redshirt-freshman)

Game	GS	Min	FGs	3FGs	FTs	O-D-R	Pf	A	To	BL	ST	Pts
vs. Baylor	*	27	4-6	0-2	1-2	3-5-8	2	1	0	0	0	9
<b>UT MARTIN</b>	*	<b>25</b>	<b>6-7</b>	<b>0-0</b>	<b>1-2</b>	<b>2-6-8</b>	<b>2</b>	<b>2</b>	<b>2</b>	<b>2</b>	<b>0</b>	<b>13</b>
<b>WYOMING</b>	*	<b>33</b>	<b>2-5</b>	<b>0-0</b>	<b>2-2</b>	<b>0-2-2</b>	<b>1</b>	<b>2</b>	<b>3</b>	<b>0</b>	<b>1</b>	<b>6</b>
<b>JACKSON ST.</b>	*	<b>24</b>	<b>2-2</b>	<b>0-0</b>	<b>6-11</b>	<b>0-3-3</b>	<b>3</b>	<b>3</b>	<b>0</b>	<b>2</b>	<b>0</b>	<b>10</b>
<b>ARKANSAS ST.</b>	*	<b>24</b>	<b>2-7</b>	<b>0-0</b>	<b>5-7</b>	<b>2-6-8</b>	<b>2</b>	<b>1</b>	<b>1</b>	<b>2</b>	<b>0</b>	<b>9</b>
<b>UCSB</b>	*	<b>21</b>	<b>3-4</b>	<b>0-0</b>	<b>3-6</b>	<b>5-1-6</b>	<b>1</b>	<b>0</b>	<b>0</b>	<b>0</b>	<b>0</b>	<b>9</b>
<b>HARVARD</b>	*	<b>29</b>	<b>2-6</b>	<b>0-0</b>	<b>1-2</b>	<b>4-7-11</b>	<b>1</b>	<b>2</b>	<b>4</b>	<b>3</b>	<b>0</b>	<b>5</b>
at Air Force	*	24	1-4	0-0	4-8	3-0-3	1	2	0	2	0	6
at Colorado St.	*	28	0-3	0-0	1-2	1-7-8	1	1	3	1	2	1
<b>KANSAS</b>	did not play: injured											
<b>ELON</b>	did not play: injured											
vs. Okla. State	*	22	1-4	0-0	0-0	1-5-6	3	0	3	0	1	2
<b>GEORGIA</b>	*	<b>26</b>	<b>3-3</b>	<b>0-0</b>	<b>4-4</b>	<b>2-4-6</b>	<b>2</b>	<b>1</b>	<b>2</b>	<b>1</b>	<b>1</b>	<b>10</b>
<b>OREGON ST.</b>	*	<b>20</b>	<b>2-4</b>	<b>0-0</b>	<b>1-2</b>	<b>2-0-2</b>	<b>3</b>	<b>0</b>	<b>0</b>	<b>2</b>	<b>0</b>	<b>5</b>
<b>OREGON</b>	*	<b>27</b>	<b>2-5</b>	<b>0-1</b>	<b>0-0</b>	<b>4-3-7</b>	<b>1</b>	<b>1</b>	<b>4</b>	<b>2</b>	<b>0</b>	<b>4</b>
at Wash. State	*	28	2-5	0-0	1-2	3-3-6	1	0	3	1	0	5
at Washington	*	27	5-7	0-0	1-2	7-6-13	1	0	2	4	0	11
<b>UCLA</b>	*	<b>27</b>	<b>0-3</b>	<b>0-0</b>	<b>2-4</b>	<b>2-4-6</b>	<b>3</b>	<b>1</b>	<b>3</b>	<b>1</b>	<b>2</b>	<b>2</b>
<b>USC</b>	*	<b>22</b>	<b>2-3</b>	<b>1-2</b>	<b>0-0</b>	<b>4-4-8</b>	<b>1</b>	<b>2</b>	<b>2</b>	<b>5</b>	<b>1</b>	<b>5</b>
at Arizona	*	24	0-6	0-0	0-0	3-3-6	1	0	2	2	0	0
at Arizona St.	*	29	3-5	1-1	0-1	2-4-6	1	1	0	1	0	7
<b>UTAH</b>	*	<b>36</b>	<b>5-9</b>	<b>1-2</b>	<b>1-2</b>	<b>3-3-6</b>	<b>0</b>	<b>0</b>	<b>1</b>	<b>0</b>	<b>0</b>	<b>12</b>
<b>WASH STATE</b>	*	<b>31</b>	<b>2-8</b>	<b>0-1</b>	<b>4-4</b>	<b>4-6-10</b>	<b>1</b>	<b>1</b>	<b>1</b>	<b>4</b>	<b>0</b>	<b>8</b>
<b>WASHINGTON</b>	did not play: injured											
at UCLA	did not play: injured											
at USC	-	11	0-0	0-0	0-0	0-2-2	2	1	0	0	1	0
<b>ARIZONA ST</b>	-	<b>18</b>	<b>3-3</b>	<b>0-0</b>	<b>0-1</b>	<b>2-3-5</b>	<b>1</b>	<b>2</b>	<b>1</b>	<b>1</b>	<b>0</b>	<b>6</b>
<b>ARIZONA</b>	-	<b>13</b>	<b>1-1</b>	<b>0-0</b>	<b>2-2</b>	<b>2-2-4</b>	<b>4</b>	<b>0</b>	<b>0</b>	<b>0</b>	<b>0</b>	<b>4</b>
at Utah	-	23	2-6	0-0	1-2	2-1-3	3	1	1	1	1	5
at Stanford	*	24	1-1	0-0	0-0	2-3-5	3	0	1	1	1	2
at California	*	37	4-10	0-1	0-0	4-7-11	4	2	3	0	1	8
vs. USC	*	30	4-6	0-0	0-0	2-4-6	2	1	2	1	1	8
vs. California	*	33	1-3	0-0	0-1	3-3-6	1	0	2	2	0	2
vs. Arizona	*	14	0-1	0-0	2-2	0-2-2	3	0	1	0	0	2
vs. Pitt	*	22	2-4	1-1	1-2	2-1-3	0	1	2	0	0	6

### CAREER STATISTICS

Year	GP-GS	Min	FG-FGA	Pct	3PT-A	Pct	FT-FTA	Pct	O	D	Reb	Avg	Ast	To	PF-FO	Stl	Blk	Pts	Avg
2014-15																			
2013-14	31-27	779	67-141	.475	4-11	.364	44-73	.603	76	110	186	6.0	29	49	55-0	13	41	182	5.9
2012-13	redshirt year - did not play																		
<b>Total</b>	<b>31-27</b>	<b>779</b>	<b>67-141</b>	<b>.475</b>	<b>4-11</b>	<b>.364</b>	<b>44-73</b>	<b>.603</b>	<b>76</b>	<b>110</b>	<b>186</b>	<b>6.0</b>	<b>29</b>	<b>49</b>	<b>55-0</b>	<b>13</b>	<b>41</b>	<b>182</b>	<b>5.9</b>

### SEASON/CAREER HIGHS

<b>Points</b>	
Season	
Career	13 UT Martin (Nov. 10, 2013)
<b>FGM</b>	
Season	
Career	6 UT Martin (Nov. 10, 2013)
<b>FGA</b>	
Season	
Career	10 at California (Mar. 8, 2014)
<b>Rebounds</b>	
Season	
Career	13 at Washington (Jan. 12, 2014)
<b>O-Rebs</b>	
Season	
Career	7 at Washington (Jan. 12, 2014)
<b>D-Rebs</b>	
Season	
Career	7 at California (Mar. 8, 2014) at Colorado St. (Dec. 3, 2013) Harvard (Nov. 24, 2013)
<b>3-Pt. FGs</b>	
Season	
Career	1 four times
<b>3-Pt. FGA</b>	
Season	
Career	2 three times
<b>FT</b>	
Season	
Career	6 Jackson State (Nov. 16, 2013)
<b>FTA</b>	
Season	
Career	11 Jackson State (Nov. 16, 2013)
<b>Assists</b>	
Season	
Career	3 Jackson State (Nov. 16, 2013)
<b>Steals</b>	
Season	
Career	2 UCLA (Jan. 16, 2014) at Colorado St. (Dec. 3, 2013)
<b>Blocks</b>	
Season	
Career	5 USC (Jan. 18, 2014)
<b>Minutes</b>	
Season	
Career	37 at California (Mar. 8, 2014)



## XAVIER JOHNSON #2

Junior • Guard/Forward

6'7" • 230 • 2L

Los Angeles, Calif.

(Mater Dei HS)

### MISC. '14-15 CAREER

Double-Figure Scoring	-	37
20+ Points	-	6
13+ Points	-	22
10+ Rebounds	-	6
Double-Doubles	-	5
Led CU in Scoring	-	8
Led CU in Rebounds	-	9
Led CU in Blocks	-	10
Led CU in Assists	-	3
Led CU in Steals	-	7
5+ Rebounds	-	35
2+ Blocks	-	2
2+ Steals	-	8

### SEASON/CAREER HIGHS

#### Points

Season		
Career	27	Washington (Feb. 9, 2014)

#### FGM

Season		
Career	10	Washington (Feb. 9, 2014)

#### FGA

Season		
Career	16	at Stanford (Mar. 5, 2014)

#### Rebounds

Season		
Career	15	Elon (Dec. 13, 2013)

#### O-Rebs

Season		
Career	9	Arizona State (Feb. 16, 2013)

#### D-Rebs

Season		
Career	11	Elon (Dec. 13, 2013) California (Jan. 27, 2013)

#### 3-Pt. FGs

Season		
Career	4	at Arizona (Jan. 23, 2014) Arizona (Feb. 14, 2013)

#### 3-Pt. FGA

Season		
Career	7	at UCLA (Feb. 13, 2014)

#### FT

Season		
Career	7	Utah (Feb. 1, 2014)

#### FTA

Season		
Career	11	Washington St. (Feb. 5, 2014)

#### Assists

Season		
Career	3	Elon (Dec. 13, 2013) UT Martin (Nov. 10, 2013)

#### Steals

Season		
Career	3	three times

#### Blocks

Season		
Career	3	Oregon State (Mar. 9, 2013)

#### Minutes

Season		
Career	43	at California (Mar. 8, 2014)

### CAREER STATISTICS


Year	GP-GS	Min	FG-FGA	Pct	3PT-A	Pct	FT-FTA	Pct	O	D	Reb	Avg	Ast	To	PF-FO	Stl	Blk	Pts	Avg
2014-15																			
2013-14	33-33	994	136-293	.464	37-102	.363	87-142	.613	57	137	194	5.9	27	58	67-3	25	10	396	12.0
2012-13	33-18	792	105-204	.515	25- 57	.439	60-107	.561	56	103	159	4.8	12	58	96-4	9	15	295	8.9
<b>Total</b>	<b>66-51</b>	<b>1786</b>	<b>241-497</b>	<b>.485</b>	<b>62-159</b>	<b>.390</b>	<b>147-249</b>	<b>.590</b>	<b>113</b>	<b>240</b>	<b>353</b>	<b>5.4</b>	<b>39</b>	<b>116</b>	<b>163-7</b>	<b>34</b>	<b>25</b>	<b>691</b>	<b>10.5</b>

## 2013-2014 Game-by-Game (sophomore)

Game	GS	Min	FGs	3FGs	FTs	O-D-R	Pf	A	To	BL	ST	Pts
vs. Baylor	*	17	4-9	0-2	0-3	1-2-3	5	0	0	0	3	8
<b>UT MARTIN</b>	*	<b>25</b>	<b>3-5</b>	<b>1-2</b>	<b>5-5</b>	<b>0-4-4</b>	<b>2</b>	<b>3</b>	<b>1</b>	<b>0</b>	<b>1</b>	<b>12</b>
<b>WYOMING</b>	*	<b>31</b>	<b>4-6</b>	<b>0-1</b>	<b>5-9</b>	<b>1-4-5</b>	<b>2</b>	<b>0</b>	<b>1</b>	<b>1</b>	<b>1</b>	<b>13</b>
<b>UCSB</b>	*	<b>29</b>	<b>3-5</b>	<b>0-2</b>	<b>3-4</b>	<b>0-5-5</b>	<b>1</b>	<b>2</b>	<b>3</b>	<b>0</b>	<b>3</b>	<b>9</b>
<b>HARVARD</b>	*	<b>28</b>	<b>4-7</b>	<b>3-4</b>	<b>0-0</b>	<b>1-5-6</b>	<b>1</b>	<b>1</b>	<b>2</b>	<b>0</b>	<b>1</b>	<b>11</b>
at Air Force	*	23	5-6	0-1	1-1	3-5-8	1	2	0	0	0	11
at Colorado St.	*	18	0-4	0-2	0-0	2-1-3	5	0	3	1	1	0
<b>KANSAS</b>	*	<b>33</b>	<b>4-9</b>	<b>1-2</b>	<b>5-8</b>	<b>2-4-6</b>	<b>0</b>	<b>0</b>	<b>1</b>	<b>0</b>	<b>3</b>	<b>14</b>
<b>ELON</b>	*	<b>31</b>	<b>3-6</b>	<b>2-3</b>	<b>4-8</b>	<b>4-11-15</b>	<b>1</b>	<b>3</b>	<b>2</b>	<b>1</b>	<b>0</b>	<b>12</b>
vs. Okla State	*	27	1-5	0-3	1-2	1-4-5	3	0	3	0	0	3
<b>GEORGIA</b>	*	<b>26</b>	<b>5-10</b>	<b>3-6</b>	<b>0-0</b>	<b>1-3-4</b>	<b>2</b>	<b>1</b>	<b>2</b>	<b>0</b>	<b>1</b>	<b>13</b>
<b>OREGON ST.</b>	*	<b>33</b>	<b>3-10</b>	<b>0-3</b>	<b>3-5</b>	<b>2-7-9</b>	<b>1</b>	<b>0</b>	<b>1</b>	<b>1</b>	<b>0</b>	<b>9</b>
<b>OREGON</b>	*	<b>29</b>	<b>6-10</b>	<b>0-1</b>	<b>3-3</b>	<b>3-4-7</b>	<b>3</b>	<b>0</b>	<b>5</b>	<b>0</b>	<b>0</b>	<b>15</b>
at Wash. State	*	34	4-8	0-1	6-10	1-2-3	3	1	0	0	0	14
at Washington	*	30	3-6	1-2	1-2	3-3-6	2	1	3	1	0	8
<b>UCLA</b>	*	<b>33</b>	<b>1-6</b>	<b>0-2</b>	<b>0-0</b>	<b>2-6-8</b>	<b>0</b>	<b>1</b>	<b>1</b>	<b>1</b>	<b>1</b>	<b>2</b>
<b>USC</b>	*	<b>23</b>	<b>4-9</b>	<b>1-1</b>	<b>1-1</b>	<b>0-1-1</b>	<b>0</b>	<b>0</b>	<b>0</b>	<b>1</b>	<b>0</b>	<b>10</b>
at Arizona	*	34	7-12	4-5	3-3	1-1-2	3	0	3	0	0	21
at Arizona St.	*	35	4-9	1-4	3-8	1-4-5	2	1	5	1	2	12
<b>UTAH</b>	*	<b>37</b>	<b>2-6</b>	<b>0-2</b>	<b>7-10</b>	<b>4-6-10</b>	<b>3</b>	<b>2</b>	<b>2</b>	<b>0</b>	<b>2</b>	<b>11</b>
<b>WASH STATE</b>	*	<b>33</b>	<b>7-14</b>	<b>1-5</b>	<b>5-11</b>	<b>2-7-9</b>	<b>2</b>	<b>0</b>	<b>3</b>	<b>1</b>	<b>2</b>	<b>20</b>
<b>WASHINGTON</b>	*	<b>31</b>	<b>10-14</b>	<b>3-3</b>	<b>4-4</b>	<b>4-6-10</b>	<b>1</b>	<b>2</b>	<b>1</b>	<b>0</b>	<b>1</b>	<b>27</b>
at UCLA	*	36	5-12	2-7	2-4	1-8-9	1	0	0	1	0	14
at USC	*	25	6-11	3-5	5-6	1-3-4	5	1	0	0	0	20
<b>ARIZONA ST</b>	*	<b>34</b>	<b>3-13</b>	<b>0-5</b>	<b>5-9</b>	<b>4-2-6</b>	<b>2</b>	<b>0</b>	<b>0</b>	<b>0</b>	<b>0</b>	<b>11</b>
<b>ARIZONA</b>	*	<b>29</b>	<b>1-10</b>	<b>0-3</b>	<b>3-4</b>	<b>1-5-6</b>	<b>2</b>	<b>0</b>	<b>1</b>	<b>0</b>	<b>0</b>	<b>5</b>
at Utah	*	24	4-8	1-3	1-1	0-4-4	4	2	4	0	2	10
at Stanford	*	37	5-16	0-5	4-6	3-2-5	3	2	2	0	1	14
at California	*	43	8-15	3-4	5-6	3-3-6	1	0	0	0	0	24
vs. USC	*	32	4-6	2-2	1-5	0-3-3	0	0	2	0	0	11
vs. California	*	29	4-7	2-4	0-0	2-6-8	0	1	1	0	0	10
vs. Arizona	*	32	4-11	2-3	1-3	2-3-5	3	0	2	0	0	11
vs. Pitt	*	33	5-8	1-4	0-1	1-3-4	3	1	4	0	0	11

## 2012-2013 Game-by-Game (freshman)

Game	GS	Min	FGs	3FGs	FTs	O-D-R	Pf	A	To	BL	ST	Pts
<b>WOFFORD</b>	-	<b>24</b>	<b>1-2</b>	<b>0-1</b>	<b>3-4</b>	<b>2-6-8</b>	<b>1</b>	<b>1</b>	<b>2</b>	<b>0</b>	<b>0</b>	<b>5</b>
vs. Dayton	-	26	5-9	2-4	3-4	0-3-3	5	1	1	2	1	15
vs. Baylor	-	23	3-6	0-0	1-4	2-4-6	3	1	5	1	0	7
vs. Murray State	-	12	1-1	0-0	0-1	1-0-1	2	0	1	0	0	2
<b>AIR FORCE</b>	-	<b>10</b>	<b>3-4</b>	<b>1-2</b>	<b>0-0</b>	<b>0-1-1</b>	<b>4</b>	<b>0</b>	<b>1</b>	<b>0</b>	<b>0</b>	<b>7</b>
<b>TX SOUTHERN</b>	-	<b>23</b>	<b>2-4</b>	<b>0-0</b>	<b>2-4</b>	<b>2-3-5</b>	<b>4</b>	<b>0</b>	<b>2</b>	<b>1</b>	<b>0</b>	<b>6</b>
at Wyoming	-	22	2-4	0-1	2-2	1-2-3	4	0	3	0	0	6
<b>COLORADO ST.</b>	-	<b>16</b>	<b>2-3</b>	<b>0-1</b>	<b>1-4</b>	<b>0-2-2</b>	<b>1</b>	<b>0</b>	<b>0</b>	<b>1</b>	<b>0</b>	<b>5</b>
at Kansas	-	18	0-4	0-1	1-4	1-3-4	5	0	1	0	0	1
at Fresno State	-	8	0-0	0-0	1-2	0-4-4	4	0	3	1	0	1
<b>N. ARIZONA</b>	-	<b>23</b>	<b>6-7</b>	<b>3-3</b>	<b>2-3</b>	<b>1-3-4</b>	<b>1</b>	<b>1</b>	<b>2</b>	<b>0</b>	<b>0</b>	<b>17</b>
<b>HARTFORD</b>	-	<b>18</b>	<b>1-6</b>	<b>0-1</b>	<b>2-2</b>	<b>2-0-2</b>	<b>2</b>	<b>1</b>	<b>2</b>	<b>0</b>	<b>0</b>	<b>4</b>
at Arizona	*	38	4-8	2-4	3-6	2-4-6	3	1	0	0	2	13
at Arizona State	-	14	2-6	0-1	0-0	2-2-4	5	0	2	0	0	4
<b>USC</b>	*	<b>23</b>	<b>2-7</b>	<b>0-2</b>	<b>3-6</b>	<b>1-2-3</b>	<b>3</b>	<b>1</b>	<b>0</b>	<b>1</b>	<b>0</b>	<b>7</b>
<b>UCLA</b>	*	<b>22</b>	<b>2-5</b>	<b>1-3</b>	<b>3-5</b>	<b>1-1-2</b>	<b>2</b>	<b>0</b>	<b>2</b>	<b>0</b>	<b>0</b>	<b>8</b>
at Washington	*	29	4-10	0-0	1-2	3-1-4	4	0	3	1	0	9
at Washington St.	*	20	5-7	0-2	4-6	1-3-4	1	0	2	0	1	14
<b>STANFORD</b>	*	<b>24</b>	<b>5-8</b>	<b>1-2</b>	<b>0-0</b>	<b>1-2-3</b>	<b>4</b>	<b>0</b>	<b>2</b>	<b>0</b>	<b>0</b>	<b>11</b>
<b>CALIFORNIA</b>	*	<b>30</b>	<b>7-10</b>	<b>0-2</b>	<b>4-4</b>	<b>1-11-12</b>	<b>3</b>	<b>0</b>	<b>5</b>	<b>0</b>	<b>0</b>	<b>18</b>
at Utah	*	31	3-7	0-2	0-1	3-7-10	4	1	2	1	1	6
at Oregon	*	21	3-7	2-3	0-0	0-2-2	1	1	1	0	0	8
at Oregon State	-	23	1-3	0-1	1-2	1-1-2	2	0	1	0	0	3
<b>ARIZONA</b>	*	<b>27</b>	<b>7-9</b>	<b>4-5</b>	<b>1-2</b>	<b>2-7-9</b>	<b>3</b>	<b>1</b>	<b>2</b>	<b>0</b>	<b>0</b>	<b>19</b>
<b>ARIZONA ST.</b>	*	<b>36</b>	<b>4-9</b>	<b>0-1</b>	<b>2-4</b>	<b>9-5-14</b>	<b>2</b>	<b>1</b>	<b>4</b>	<b>0</b>	<b>1</b>	<b>10</b>
<b>UTAH</b>	*	<b>29</b>	<b>2-4</b>	<b>1-3</b>	<b>1-2</b>	<b>2-3-5</b>	<b>0</b>	<b>0</b>	<b>2</b>	<b>1</b>	<b>1</b>	<b>6</b>
at Stanford	*	26	3-5	0-2	1-3	2-3-5	3	0	0	0	0	7
at California	*	36	4-14	3-4	3-6	3-4-7	2	0	0	1	0	14
<b>OREGON</b>	*	<b>22</b>	<b>7-7</b>	<b>3-3</b>	<b>5-6</b>	<b>1-2-3</b>	<b>4</b>	<b>0</b>	<b>2</b>	<b>0</b>	<b>0</b>	<b>22</b>
<b>OREGON ST.</b>	*	<b>28</b>	<b>3-7</b>	<b>0-0</b>	<b>0-0</b>	<b>4-3-7</b>	<b>4</b>	<b>0</b>	<b>3</b>	<b>3</b>	<b>0</b>	<b>6</b>
vs. Oregon St.	*	33	6-10	0-1	4-9	3-5-8	1	0	1	0	1	16
vs. Arizona	*	30	3-5	1-1	4-7	2-0-2	4	1	1	0	0	11
vs. Illinois	*	27	2-6	1-1	2-2	0-4-4	5	0	0	1	1	7



# XAVIER TALTON #3

Junior • Guard  
 6'2" • 185 • 2L  
 Sterling, Colo.  
 (Sterling HS)

MISC.	'14-15 SEASON	CAREER
Double-Figure Scoring		5
4+ Points		23
3+ Rebounds		14
Led CU in Scoring	-	-
Led CU in Rebounds	-	-
Led CU in Blocks		3
Led CU in Assists		8
Led CU in Steals		8
2+ Assists		18
2+ Steals		6
2+ Blocks		1

## SEASON/CAREER HIGHS

<b>Points</b>	
Season	
Career	14 at USC (Feb. 16, 2014) Utah (Feb. 1, 2014)
<b>FGM</b>	
Season	
Career	5 three times
<b>FGA</b>	
Season	
Career	8 three times
<b>Rebounds</b>	
Season	
Career	7 at USC (Feb. 16, 2014)
<b>O-Rebs</b>	
Season	
Career	3 Harvard (Nov. 24, 2013)
<b>D-Rebs</b>	
Season	
Career	6 at USC (Feb. 16, 2014)
<b>3-Pt. FGs</b>	
Season	
Career	4 Utah (Feb. 1, 2014)
<b>3-Pt. FGA</b>	
Season	
Career	5 twice
<b>FT</b>	
Season	-
Career	4 twice
<b>FTA</b>	
Season	-
Career	7 at USC (Feb. 16, 2014)
<b>Assists</b>	
Season	
Career	5 Arizona State (Feb. 19, 2014)
<b>Steals</b>	
Season	-
Career	2 six times
<b>Blocks</b>	
Season	-
Career	2 Utah (Feb. 1, 2014)
<b>Minutes</b>	
Season	
Career	35 vs. Cal (Mar. 13, 2014)

## CAREER STATISTICS

Year	GP-GS	Min	FG-FGA	Pct	3PT-A	Pct	FT-FTA	Pct	O	D	Reb	Avg	Ast	To	PF-FO	Stl	Blk	Pts	Avg
2014-15																			
2013-14	35-13	724	58-143	.406	28-75	.373	26-39	.667	11	65	76	2.2	55	47	63-1	20	6	170	4.9
2012-13	32- 0	234	19- 39	.487	6-12	.500	4- 9	.444	3	19	22	0.7	15	16	17-0	7	0	48	1.5
<b>Total</b>	<b>67-13</b>	<b>958</b>	<b>77-182</b>	<b>.423</b>	<b>34-87</b>	<b>.391</b>	<b>30-48</b>	<b>.625</b>	<b>14</b>	<b>84</b>	<b>98</b>	<b>1.5</b>	<b>70</b>	<b>63</b>	<b>80-1</b>	<b>27</b>	<b>6</b>	<b>218</b>	<b>3.3</b>

## 2013-2014 Game-by-Game (sophomore)

Game	GS	Min	FGs	3FGs	FTs	O-D-R	Pf	A	To	BL	ST	Pts
vs. Baylor	-	6	0-1	0-1	0-0	0-0-0	2	0	1	0	0	0
<b>UT MARTIN</b>	-	<b>11</b>	<b>0-2</b>	<b>0-1</b>	<b>2-2</b>	<b>0-1-1</b>	<b>3</b>	<b>1</b>	<b>1</b>	<b>0</b>	<b>1</b>	<b>2</b>
<b>WYOMING</b>	-	<b>16</b>	<b>0-2</b>	<b>0-1</b>	<b>1-2</b>	<b>0-1-1</b>	<b>1</b>	<b>0</b>	<b>0</b>	<b>0</b>	<b>0</b>	<b>1</b>
<b>JACKSON ST.</b>	-	<b>25</b>	<b>5-6</b>	<b>3-4</b>	<b>0-0</b>	<b>0-1-1</b>	<b>1</b>	<b>3</b>	<b>2</b>	<b>0</b>	<b>1</b>	<b>13</b>
<b>ARKANSAS ST.</b>	-	<b>16</b>	<b>2-5</b>	<b>1-3</b>	<b>0-0</b>	<b>0-1-1</b>	<b>2</b>	<b>1</b>	<b>1</b>	<b>0</b>	<b>0</b>	<b>5</b>
<b>UCSB</b>	-	<b>17</b>	<b>0-4</b>	<b>0-2</b>	<b>0-0</b>	<b>0-1-1</b>	<b>2</b>	<b>4</b>	<b>1</b>	<b>0</b>	<b>1</b>	<b>0</b>
<b>HARVARD</b>	-	<b>18</b>	<b>3-5</b>	<b>1-2</b>	<b>2-3</b>	<b>3-2-5</b>	<b>1</b>	<b>2</b>	<b>3</b>	<b>0</b>	<b>0</b>	<b>9</b>
at Air Force	-	16	0-2	0-1	2-2	1-1-2	3	4	0	0	1	2
at Colorado St.	-	18	2-5	0-1	0-0	0-1-1	2	2	2	0	0	4
<b>KANSAS</b>	-	<b>9</b>	<b>0-3</b>	<b>0-2</b>	<b>0-0</b>	<b>0-1-1</b>	<b>0</b>	<b>0</b>	<b>0</b>	<b>0</b>	<b>0</b>	<b>0</b>
<b>ELON</b>	-	<b>24</b>	<b>4-5</b>	<b>1-1</b>	<b>0-0</b>	<b>2-4-6</b>	<b>3</b>	<b>2</b>	<b>1</b>	<b>1</b>	<b>2</b>	<b>9</b>
vs. Okla. State	-	10	1-3	0-0	0-0	0-0-0	1	0	1	0	0	2
<b>GEORGIA</b>	-	<b>9</b>	<b>0-3</b>	<b>0-2</b>	<b>0-0</b>	<b>0-1-1</b>	<b>1</b>	<b>0</b>	<b>0</b>	<b>0</b>	<b>0</b>	<b>0</b>
<b>OREGON ST.</b>	-	<b>13</b>	<b>1-2</b>	<b>0-1</b>	<b>0-0</b>	<b>2-0-2</b>	<b>1</b>	<b>1</b>	<b>0</b>	<b>0</b>	<b>1</b>	<b>2</b>
<b>OREGON</b>	-	<b>11</b>	<b>2-2</b>	<b>0-0</b>	<b>4-6</b>	<b>0-0-0</b>	<b>4</b>	<b>0</b>	<b>1</b>	<b>0</b>	<b>0</b>	<b>8</b>
at Wash. State	-	16	1-3	1-2	0-0	0-4-4	0	2	0	0	1	3
at Washington	-	17	0-5	0-2	0-0	0-1-1	0	1	4	0	2	0
<b>UCLA</b>	-	<b>24</b>	<b>2-7</b>	<b>0-4</b>	<b>1-2</b>	<b>1-1-2</b>	<b>2</b>	<b>4</b>	<b>3</b>	<b>0</b>	<b>0</b>	<b>5</b>
<b>USC</b>	-	<b>18</b>	<b>1-3</b>	<b>0-2</b>	<b>0-0</b>	<b>0-2-2</b>	<b>2</b>	<b>3</b>	<b>0</b>	<b>0</b>	<b>1</b>	<b>2</b>
at Arizona	-	16	1-1	0-0	2-2	0-0-0	1	1	5	0	0	4
at Arizona St.	-	16	0-1	0-1	0-0	0-2-2	2	3	0	1	1	0
<b>UTAH</b>	-	<b>22</b>	<b>5-8</b>	<b>4-5</b>	<b>0-0</b>	<b>0-3-3</b>	<b>2</b>	<b>1</b>	<b>1</b>	<b>2</b>	<b>1</b>	<b>14</b>
<b>WASH STATE</b>	*	<b>14</b>	<b>1-2</b>	<b>1-2</b>	<b>0-0</b>	<b>0-0-0</b>	<b>4</b>	<b>1</b>	<b>0</b>	<b>0</b>	<b>0</b>	<b>3</b>
<b>WASHINGTON</b>	*	<b>29</b>	<b>3-5</b>	<b>2-2</b>	<b>1-2</b>	<b>0-3-3</b>	<b>0</b>	<b>3</b>	<b>3</b>	<b>0</b>	<b>0</b>	<b>9</b>
at UCLA	*	29	3-6	3-5	1-2	0-2-2	1	0	4	0	2	10
at USC	*	32	4-5	2-3	4-7	1-6-7	3	3	0	0	0	14
<b>ARIZONA ST</b>	*	<b>27</b>	<b>0-1</b>	<b>0-0</b>	<b>0-0</b>	<b>0-4-4</b>	<b>5</b>	<b>5</b>	<b>3</b>	<b>1</b>	<b>0</b>	<b>0</b>
<b>ARIZONA</b>	*	<b>31</b>	<b>1-3</b>	<b>0-1</b>	<b>2-3</b>	<b>0-4-4</b>	<b>0</b>	<b>1</b>	<b>1</b>	<b>1</b>	<b>0</b>	<b>4</b>
at Utah	*	28	1-8	0-3	1-2	1-1-2	0	1	1	0	0	3
at Stanford	*	30	3-6	2-4	1-2	0-5-5	2	1	0	0	2	9
at California	*	30	2-5	1-2	0-0	0-2-2	3	2	1	0	0	5
vs. USC	*	32	2-4	0-2	0-0	0-3-3	2	0	2	0	1	4
vs. California	*	35	5-8	3-5	0-0	0-3-3	2	1	1	0	1	13
vs. Arizona	*	34	2-6	2-4	2-2	0-3-3	2	2	1	0	1	8
vs. Pitt	*	25	1-6	1-4	0-0	0-1-1	3	0	3	0	0	3

## 2012-2013 Game-by-Game (freshman)

Game	GS	Min	FGs	3FGs	FTs	O-D-R	Pf	A	To	BL	ST	Pts
<b>WOFFORD</b>	-	<b>10</b>	<b>0-3</b>	<b>0-1</b>	<b>2-3</b>	<b>0-1-1</b>	<b>2</b>	<b>0</b>	<b>0</b>	<b>0</b>	<b>1</b>	<b>2</b>
vs. Dayton	-	3	0-0	0-0	0-0	0-0-0	0	0	1	0	0	0
vs. Baylor	-	2	0-0	0-0	0-0	0-1-1	0	0	0	0	0	0
vs. Murray State	-	4	0-0	0-0	0-0	0-0-0	0	0	0	0	0	0
<b>AIR FORCE</b>	-	<b>9</b>	<b>1-3</b>	<b>0-0</b>	<b>0-0</b>	<b>0-3-3</b>	<b>0</b>	<b>0</b>	<b>0</b>	<b>0</b>	<b>0</b>	<b>2</b>
<b>TX SOUTHERN</b>	-	<b>8</b>	<b>1-1</b>	<b>0-0</b>	<b>0-0</b>	<b>0-1-1</b>	<b>0</b>	<b>0</b>	<b>0</b>	<b>0</b>	<b>0</b>	<b>2</b>
at Wyoming	-	9	3-3	1-1	0-0	1-0-1	3	0	1	0	0	7
<b>COLORADO ST.</b>	-	<b>5</b>	<b>0-0</b>	<b>0-0</b>	<b>0-0</b>	<b>0-0-0</b>	<b>0</b>	<b>1</b>	<b>0</b>	<b>0</b>	<b>0</b>	<b>0</b>
at Kansas	-	19	2-4	0-1	0-0	1-0-1	2	3	1	0	2	4
at Fresno State	-	8	0-1	0-0	0-0	0-0-0	0	0	1	0	0	0
<b>N. ARIZONA</b>	-	<b>20</b>	<b>2-4</b>	<b>2-3</b>	<b>0-0</b>	<b>1-1-2</b>	<b>2</b>	<b>2</b>	<b>2</b>	<b>0</b>	<b>0</b>	<b>6</b>
<b>HARTFORD</b>	-	<b>14</b>	<b>0-1</b>	<b>0-1</b>	<b>1-3</b>	<b>0-1-1</b>	<b>1</b>	<b>0</b>	<b>2</b>	<b>0</b>	<b>0</b>	<b>1</b>
at Arizona	-	3	0-0	0-0	0-0	0-0-0	0	0	0	0	0	0
at Arizona State	-	4	0-0	0-0	0-0	0-0-0	2	0	1	0	0	0
<b>USC</b>	-	<b>7</b>	<b>1-2</b>	<b>0-0</b>	<b>0-0</b>	<b>0-0-0</b>	<b>0</b>	<b>1</b>	<b>0</b>	<b>0</b>	<b>0</b>	<b>2</b>
at Washington	-	1	0-0	0-0	0-0	0-0-0	0	0	1	0	0	0
at Washington St.-	-	2	0-0	0-0	0-0	0-0-0	0	0	0	0	0	0
<b>STANFORD</b>	-	<b>1</b>	<b>0-0</b>	<b>0-0</b>	<b>0-0</b>	<b>0-1-1</b>	<b>0</b>	<b>0</b>	<b>0</b>	<b>0</b>	<b>0</b>	<b>0</b>
<b>CALIFORNIA</b>	-	<b>1</b>	<b>0-0</b>	<b>0-0</b>	<b>0-0</b>	<b>0-0-0</b>	<b>0</b>	<b>0</b>	<b>0</b>	<b>0</b>	<b>0</b>	<b>0</b>
at Utah	-	8	1-1	0-0	0-1	0-0-0	1	0	0	0	0	2
at Oregon	-	10	1-1	0-0	0-0	0-1-1	0	2	0	0	0	2
at Oregon State	-	5	0-0	0-0	0-0	0-0-0	0	0	1	0	0	0
<b>ARIZONA</b>	-	<b>7</b>	<b>2-2</b>	<b>1-1</b>	<b>1-2</b>	<b>0-0-0</b>	<b>0</b>	<b>0</b>	<b>2</b>	<b>0</b>	<b>2</b>	<b>6</b>
<b>ARIZONA ST.</b>	-	<b>9</b>	<b>1-1</b>	<b>1-1</b>	<b>0-0</b>	<b>0-1-1</b>	<b>0</b>	<b>1</b>	<b>0</b>	<b>0</b>	<b>1</b>	<b>3</b>
<b>UTAH</b>	-	<b>11</b>	<b>0-0</b>	<b>0-0</b>	<b>0-0</b>	<b>0-1-1</b>	<b>0</b>	<b>1</b>	<b>2</b>	<b>0</b>	<b>0</b>	<b>0</b>
at Stanford	-	8	0-1	0-1	0-0	0-0-0	0	0	0	0	0	0
at California	-	3	0-0	0-0	0-0	0-0-0	0	0	0	0	0	0
<b>OREGON</b>	-	<b>14</b>	<b>1-3</b>	<b>1-1</b>	<b>0-0</b>	<b>0-0-0</b>	<b>0</b>	<b>1</b>	<b>0</b>	<b>0</b>	<b>0</b>	<b>3</b>
<b>OREGON ST.</b>	-	<b>12</b>	<b>1-3</b>	<b>0-1</b>	<b>0-0</b>	<b>0-2-2</b>	<b>0</b>	<b>1</b>	<b>1</b>	<b>0</b>	<b>0</b>	<b>2</b>
vs. Oregon St.	-	4	0-2	0-0	0-0	0-1-1	1	0	0	0	1	0
vs. Arizona	-	10	2-3	0-0	0-0	0-4-4	2	2	0	0	0	4
vs. Illinois	-	3	0-0	0-0	0-0	0-0-0	1	0	0	0	0	0



# ELI STALZER #5

Junior • Guard  
6'4" • 195 • 2L  
Brea, Calif.  
(Mater Dei HS)

## SEASON/CAREER HIGHS

<b>Points</b>	
Season	
Career	8 at Utah (Mar. 1, 2014)
<b>FGM</b>	
Season	
Career	3 at Utah (Mar. 1, 2014)
<b>FGA</b>	
Season	
Career	4 Utah (Feb. 1, 2014)
<b>Rebounds</b>	
Season	
Career	6 USC (Jan. 18, 2014)
<b>O-Rebs</b>	
Season	
Career	1 nine times
<b>D-Rebs</b>	
Season	
Career	5 USC (Jan. 18, 2014)
<b>3-Pt. FGs</b>	
Season	
Career	2 twice
<b>3-Pt. FGA</b>	
Season	
Career	3 Northern Arizona (Dec. 21, 2012) Air Force (Nov. 25, 2012)
<b>FT</b>	
Season	
Career	2 four times
<b>FTA</b>	
Season	
Career	3 three times
<b>Assists</b>	
Season	
Career	3 Northern Arizona (Dec. 21, 2012)
<b>Steals</b>	
Season	
Career	3 Hartford (Dec. 29, 2012)
<b>Blocks</b>	
Season	
Career	1 twice
<b>Minutes</b>	
Season	
Career	22 at Utah (Mar. 1, 2014) Utah (Feb. 1, 2014)

### 2013-2014 Game-by-Game (sophomore)

Game	GS	Min	FGs	3FGs	FTs	O-D-R	Pf	A	To	BL	ST	Pts
UT MARTIN	-	6	0-0	0-0	1-2	1-0-1	1	1	1	0	1	1
WYOMING	-	2	0-1	0-1	0-0	0-0-0	0	0	0	0	0	0
JACKSON ST.	-	6	0-2	0-1	2-2	0-0-0	0	0	0	0	0	2
ARKANSAS ST.	-	6	0-0	0-0	0-0	0-0-0	0	0	1	0	1	0
at Air Force	-	5	0-0	0-0	0-0	0-0-0	0	1	0	0	0	0
at Colorado St.	-	1	0-0	0-0	0-0	0-0-0	0	0	0	0	0	0
GEORGIA	-	1	0-0	0-0	0-0	0-0-0	0	0	1	0	0	0
OREGON	-	0+	0-0	0-0	0-0	0-0-0	1	0	0	0	0	0
at Washington	-	10	1-3	0-1	0-0	1-1-2	1	1	1	0	0	2
UCLA	-	12	1-3	0-1	0-0	0-2-2	2	0	1	0	0	2
USC	-	20	1-3	1-1	1-2	1-5-6	0	1	2	0	0	4
at Arizona	-	6	0-0	0-0	0-0	0-0-0	4	0	0	0	0	0
at Arizona St.	-	12	0-1	0-0	1-3	1-1-2	1	0	1	0	0	1
UTAH	-	22	2-4	0-1	0-0	0-0-0	1	1	1	0	1	4
WASH STATE	-	4	0-0	0-0	0-0	0-0-0	1	0	0	0	0	0
WASHINGTON	-	14	1-2	1-2	1-2	0-2-2	2	0	0	0	1	4
at UCLA	-	6	1-1	0-0	0-0	0-1-1	1	0	0	0	0	2
at USC	-	15	0-0	0-0	0-0	0-0-0	1	0	1	0	0	0
ARIZONA ST	-	10	1-1	0-0	0-0	0-0-0	0	0	1	0	1	2
ARIZONA	-	11	1-1	0-0	2-3	0-1-1	1	0	0	0	0	4
at Utah	-	22	3-3	2-2	0-0	1-1-2	0	1	0	0	1	8
at Stanford	-	5	1-1	1-1	2-2	0-0-0	0	0	0	0	0	5
at California	-	4	0-0	0-0	0-0	0-0-0	0	0	0	0	0	0
vs. USC	-	4	0-1	0-1	0-0	0-1-1	0	1	0	0	0	0
vs. California	-	9	0-3	0-2	1-2	1-0-1	1	0	0	0	1	1
vs. Arizona	-	5	0-1	0-0	0-0	0-0-0	0	0	0	0	0	0
vs. Pitt	-	8	0-1	0-1	0-0	0-1-1	0	1	0	0	0	0

### 2012-13 Game-by-Game (freshman)

Game	GS	Min	FGs	3FGs	FTs	O-D-R	Pf	A	To	BL	ST	Pts
WOFFORD	-	16	2-2	1-1	0-0	0-3-3	0	1	1	0	0	5
vs. Dayton	-	10	1-2	1-2	0-0	0-0-0	1	0	0	0	0	3
vs. Baylor	-	10	1-1	1-1	0-0	0-0-0	1	0	0	0	0	3
vs. Murray State	-	7	0-0	0-0	0-0	0-0-0	0	0	2	0	0	0
AIR FORCE	-	12	2-3	2-3	0-0	0-1-1	1	0	1	0	0	6
TX SOUTHERN	-	12	0-1	0-1	0-0	0-0-0	1	1	1	1	1	0
at Wyoming	-	19	1-3	0-1	1-1	0-4-4	1	1	0	0	0	3
COLORADO ST.	-	10	0-0	0-0	0-0	0-1-1	1	0	2	0	0	0
at Kansas	-	10	0-2	0-2	1-2	0-0-0	1	0	1	0	0	1
at Fresno State	-	5	0-0	0-0	0-0	0-0-0	1	0	1	0	0	0
N. ARIZONA	-	21	0-3	0-3	0-0	1-2-3	5	3	1	0	0	0
HARTFORD	-	13	0-2	0-0	0-0	0-1-1	2	2	3	0	3	0
at Arizona State	-	3	0-0	0-0	0-0	0-0-0	1	0	0	0	0	0
USC	-	9	1-1	1-1	0-0	0-0-0	1	0	1	0	0	3
at Washington	-	7	1-1	0-0	1-1	0-1-1	4	0	0	0	0	3
at Washington St.	-	9	0-0	0-0	2-2	0-2-2	0	0	1	0	0	2
STANFORD	-	4	0-1	0-0	1-3	0-0-0	1	0	0	0	0	1
CALIFORNIA	-	10	1-1	0-0	0-0	0-1-1	0	0	1	0	0	2
at Utah	-	7	0-0	0-0	0-0	0-0-0	0	1	1	0	0	0
at Oregon State	-	7	1-3	0-2	0-0	0-0-0	1	1	2	1	0	2
UTAH	-	6	0-2	0-2	0-0	0-0-0	0	0	0	0	1	0
at Stanford	-	2	0-0	0-0	0-0	1-0-1	0	0	0	0	0	0
OREGON	-	5	0-1	0-1	0-0	0-2-2	2	0	2	0	1	0
OREGON ST.	-	11	1-2	0-1	0-0	1-0-1	0	2	0	0	0	2
vs. Arizona	-	3	0-0	0-0	0-0	0-0-0	0	0	0	0	0	0

### CAREER STATISTICS

Year	GP-GS	Min	FG-FGA	Pct	3PT-A	Pct	FT-FTA	Pct	O	D	Reb	Avg	Ast	To	PF-FO	Stl	Blk	Pts	Avg
2014-15																			
2013-14	27-0	226	13-32	.406	5-15	.333	11-18	.611	6	16	22	0.8	8	11	18-0	7	0	42	1.6
2012-13	25-0	228	12-31	.387	6-21	.286	6-9	.667	3	18	21	0.8	12	21	25-1	6	2	36	1.4
<b>Total</b>	<b>52-0</b>	<b>454</b>	<b>25-63</b>	<b>.397</b>	<b>11-36</b>	<b>.306</b>	<b>17-27</b>	<b>.630</b>	<b>9</b>	<b>34</b>	<b>43</b>	<b>0.8</b>	<b>20</b>	<b>32</b>	<b>43-1</b>	<b>13</b>	<b>2</b>	<b>78</b>	<b>1.5</b>

### MISC. '14-15 CAREER

Double-Figure Scoring	-	-
5+ Points	-	4
Led CU in Assists	-	2
Led CU in Steals	-	2
3+ Rebounds	-	4
3+ Steals	-	1
2+ Assists	-	3
1+ Blocks	-	2



# TRE'SHAUN FLETCHER #10

Freshman • Guard/Forward

6'7" • 210 • 1L

Tacoma, Wash.  
(Lincoln HS)

## MISC. '14-15 CAREER

Double-Figure Scoring	-	-
10+ Points	-	-
5+ Points	-	5
Double-Doubles	-	-
Led CU in Scoring	-	-
Led CU in Rebounds	-	-
Led CU in Assists	-	1
Led CU in Steals	-	1
Led CU in Blocks	-	3
3+ Rebounds	-	4
2+ Assists	-	-

## 2013-2014 Game-by-Game (freshman)

Game	GS	Min	FGs	3FGs	FTs	O-D-R	Pf	A	To	BL	ST	Pts
vs. Baylor	-	15	1-4	0-2	0-0	1-1-2	2	1	1	1	0	2
<b>UT MARTIN</b>	-	<b>13</b>	<b>2-2</b>	<b>1-1</b>	<b>0-1</b>	<b>0-4-4</b>	<b>2</b>	<b>0</b>	<b>1</b>	<b>0</b>	<b>0</b>	<b>5</b>
<b>WYOMING</b>	-	<b>2</b>	<b>0-0</b>	<b>0-0</b>	<b>0-0</b>	<b>0-0-0</b>	<b>2</b>	<b>0</b>	<b>0</b>	<b>0</b>	<b>0</b>	<b>0</b>
<b>JACKSON ST.</b>	-	<b>5</b>	<b>0-0</b>	<b>0-0</b>	<b>0-0</b>	<b>0-0-0</b>	<b>4</b>	<b>0</b>	<b>1</b>	<b>0</b>	<b>0</b>	<b>0</b>
<b>ARKANSAS ST.</b>	-	<b>13</b>	<b>4-6</b>	<b>1-3</b>	<b>0-2</b>	<b>1-1-2</b>	<b>0</b>	<b>0</b>	<b>0</b>	<b>0</b>	<b>0</b>	<b>9</b>
<b>UCSB</b>	-	<b>7</b>	<b>2-3</b>	<b>1-2</b>	<b>2-2</b>	<b>0-1-1</b>	<b>1</b>	<b>0</b>	<b>1</b>	<b>0</b>	<b>0</b>	<b>7</b>
<b>HARVARD</b>	-	<b>16</b>	<b>2-3</b>	<b>0-1</b>	<b>0-0</b>	<b>1-0-1</b>	<b>1</b>	<b>0</b>	<b>0</b>	<b>0</b>	<b>0</b>	<b>4</b>
at Air Force	-	10	0-2	0-2	0-0	0-0-0	4	0	1	1	0	0
at Colorado St.	-	7	1-3	0-0	0-0	3-2-5	0	0	0	0	0	2
<b>KANSAS</b>	-	<b>11</b>	<b>2-3</b>	<b>1-2</b>	<b>2-5</b>	<b>2-0-2</b>	<b>0</b>	<b>0</b>	<b>0</b>	<b>0</b>	<b>1</b>	<b>7</b>
<b>ELON</b>	-	<b>14</b>	<b>0-1</b>	<b>0-1</b>	<b>0-0</b>	<b>1-2-3</b>	<b>2</b>	<b>1</b>	<b>2</b>	<b>0</b>	<b>2</b>	<b>0</b>
vs. Okla. State	-	13	3-8	1-4	0-0	3-1-4	2	1	1	1	1	7
<b>GEORGIA</b>	-	<b>13</b>	<b>0-3</b>	<b>0-2</b>	<b>2-2</b>	<b>0-1-1</b>	<b>0</b>	<b>1</b>	<b>0</b>	<b>0</b>	<b>0</b>	<b>2</b>
<b>OREGON ST.</b>	did not play											
<b>OREGON</b>	-	<b>5</b>	<b>1-2</b>	<b>0-1</b>	<b>1-1</b>	<b>0-1-1</b>	<b>0</b>	<b>0</b>	<b>0</b>	<b>0</b>	<b>0</b>	<b>3</b>
at Wash. State	-	9	1-3	0-2	2-2	0-2-2	0	0	0	1	0	4
at Washington	-	10	1-3	0-2	2-2	0-1-1	2	0	1	0	0	4
injured: knee injury: missed 14 games												
vs. USC	-	3	0-1	0-1	0-0	0-0-0	1	0	0	0	0	0
vs. California	-	3	0-1	0-1	0-0	0-0-0	0	0	0	0	0	0
vs. Arizona	-	12	0-2	0-0	0-0	0-0-0	2	0	0	0	0	0
vs. Pitt	-	12	0-0	0-0	2-2	0-2-2	3	1	0	0	0	2

## SEASON/CAREER HIGHS

### Points

Season		
Career	9	Arkansas State (Nov. 18, 2013)

### FGM

Season		
Career	4	Arkansas State (Nov. 18, 2013)

### FGA

Season		
Career	8	vs. Oklahoma St. (Dec. 21, 2013)

### Rebounds

Season		
Career	5	at Colorado State (Dec. 3, 2013)

### O-Rebs

Season		
Career	3	vs. Oklahoma St. (Dec. 21, 2013) at Colorado State (Dec. 3, 2013)

### D-Rebs

Season		
Career	4	UT Martin (Nov. 10, 2013)

### 3-Pt. FGs

Season		
Career	1	five times

### 3-Pt. FGA

Season		
Career	4	vs. Oklahoma St. (Dec. 21, 2013)

### FT

Season		
Career	2	six times

### FTA

Season		
Career	5	Kansas (Dec. 7, 2013)

### Assists

Season		
Career	1	five times

### Steals

Season		
Career	2	Elon (Dec. 13, 2013)

### Blocks

Season		
Career	1	four times

### Minutes

Season		
Career	16	Harvard (Nov. 24, 2013)

## CAREER STATISTICS

Year	GP-GS	Min	FG-FGA	Pct	3PT-A	Pct	FT-FTA	Pct	O	D	Reb	Avg	Ast	To	PF-FO	Stl	Blk	Pts	Avg
2014-15																			
2013-14	20-0	193	20-50	.400	5-27	.185	13-19	.684	12	19	31	1.6	5	9	28-0	4	4	58	2.9
<b>Total</b>	<b>20-0</b>	<b>193</b>	<b>20-50</b>	<b>.400</b>	<b>5-27</b>	<b>.185</b>	<b>13-19</b>	<b>.684</b>	<b>12</b>	<b>19</b>	<b>31</b>	<b>1.6</b>	<b>5</b>	<b>9</b>	<b>28-0</b>	<b>4</b>	<b>4</b>	<b>58</b>	<b>2.9</b>



## KEVIN NELSON #12

Senior • Guard  
6'2" • 190 • 1L  
Albuquerque, N.M.  
(Albuquerque Academy/  
Missouri State University-West Plains)

**2014-15 (senior):** Playing in his sixth and final year of eligibility.

**2013-14 (redshirt-senior):** Played in nine games with four rebounds and three points (vs. UT Martin, Nov. 10) • Season-high four minutes and grabbed three rebounds at Air Force (Nov. 30) • Shot 50 percent from the field (1-of-2).

**2012-13 (redshirt-junior):** Missed the entire season with a broken right ankle • Two years of eligibility remaining.

**Missouri State University West Plains (2010-12):** Played and started all 30 games at the point-guard position in 2011-12 • Led the Grizzlies in assists and helped the team to a 21-10 record during the 2011-12 campaign • Second place finish during the Region 16 regular season • Member of the 2010-11 team that reached the pinnacle of NJCAA competitive success with a 31-4 record, the best in school history • Grizzlies held the NJCAA Poll #1 ranking for five consecutive weeks and finished #1 unanimously in the final two polls • Missouri State-West Plains competes in NJCAA Division I athletics.

**Academics:** College major is business with an emphasis in finance.

**Personal:** Born August 11, 1990 • Son of Ron and Sheila Nelson • Has an older sister, Molly, a 2011 graduate of Bates College • Father played college basketball at New Mexico (1966-68), in addition was a Helms All-American for the Lobos following his senior season of 1967-68; also played professionally in the ABA.



## BRETT BRADY #22

Junior • Guard  
6'1" • 160 • 2L  
Highlands Ranch, Colo.  
(Highlands Ranch HS)

**2014-15 (junior):** Second year as a walk-on on the active roster.

**2013-14 (sophomore):** Appeared in four games with a pair of three-pointers with six points • Walk-on student-athlete • Scored three points against UT Martin (Nov. 10) and three points and one rebound versus Arkansas State (Nov. 18) • Went 2-for-4 from the field, all from the 3-point arc • Collected an assist at Air Force (Nov. 3).

**2013-14 (freshman):** Was a practice player with the Buffs.

**Highlands Ranch HS:** Three-year letterman in basketball • All-Conference first team • Led state of Colorado in made three-pointers as a senior • Recorded the most three-pointers in a single game (8).

**Academics:** College major is applied mathematics.

**Personal:** Born August 15, 1994 in Highlands Ranch, Colo. • Son of Bill and Carolyn Brady • Has six siblings.



## JOSH REPINE #33

Freshman • Guard  
6'3" • 180  
Englewood, Colo. (Kent Denver HS/  
New Hampton Prep [N.H.])

**New Hampton Prep [N.H.]:** Member of the New England Prep School (NEPSAC) AAA Athletic Conference runner-up basketball championship team (scored 14 points in title game) that finished the season 22-8.

**Kent Denver HS:** Four-sport athlete (basketball, baseball, golf, soccer) • Two (3A) basketball state championship runner-up teams junior and senior years • Four (3A) golf state championship teams • As a senior, was a member of runner-up soccer championship team and member of final eight state (3A) baseball championship team • In basketball, was a (3A) all-state basketball first team selection and all-state tournament team selection • Co-Captain and leading scorer averaging 15 points per game; also led in 3-point shooting (45%) and leading team to 25-2 record • AP Scholar Award and NHS High Honor Roll (Post-Grad) • Junior year was a basketball Co-Captain (14-10 record) • Sophomore Year: Co-Captain and leading scorer (22-2 record) • Co-Captain and leading scorer on a 16-2 team • Had a .417 baseball batting average, and in golf, had a 1.3 USGA Handicap.

**Personal:** Born Joshua Edward Repine on Feb. 17, 1995 in Englewood, Colo. • Son of John and Karen Repine • Both parents are doctors (Father, physician-scientist-teacher; Mother, physician-ophthalmologist) • Youngest of three siblings (Jonathan and Kelsey are both University of Notre Dame graduates).



## GEOFF BATES #35

Senior • Guard  
6'2" • 200 • 2L  
Plano, Texas  
(Plano West HS)

**2014-15 (senior):** Second year as a walk-on on the active roster.

**2013-14 (junior):** Injured all season (hip).

**2012-13 (junior):** Was a walk-on during the 2012-13 season • Injured and did not play after having hip surgery.

**Plano West HS:** Lettered two years in basketball • Member of top five 5A ranked team in Texas and ranked 37th nationally as a senior (team went 33-9) • Led in offensive rebounds and helped his team to district championships his sophomore, junior and senior years.

**Academics:** College major is political science • Also interested in history.


**Personal:** Born March 20, 1990 in Whittier, Calif. • Son of Daniel Gates and Yvette Bates • Oldest of three children • Aspired to be a lawyer after college • Two uncles played college quarterback: Chris Willis at Connecticut and Jeff Willis at San Diego State.



## JOSH FORTUNE #44

Junior-Transfer • Guard  
6'5" • 205  
Hampton, Va.  
(Kecoughtan HS/Providence College)

**2014-15 (RS-Junior):** Transfer from Providence College • Per NCAA transfer rules, Fortune will sit out the 2014-15 season • Selected the Buffaloes over LSU and Valparaiso • Will have two years of eligibility remaining with the Buffaloes • Coach Boyle says: "We're extremely excited about Josh and what he brings to our program. "He's a guy who is battle tested in the BIG EAST for two years, played a lot minutes and played in a lot of big games. To bring a player like that into your program, only helps us. The fact that Josh sits out a year, I think is a good thing ... it will allow him time to grow and develop parts of his game that he needs to work on, and it will give him a year to get use to our system what we expect and what we're all about. He can shoot the ball, shoot it from deep, which is something our team needs. Three-point shooting is one of the areas we probably under-performed last year, so Josh really helps us."



## DUSTIN THOMAS #13

Sophomore • Guard/Forward

6'7" • 225 • 1L

Texarkana, Texas

(Pleasant Grove HS)

### SEASON/CAREER HIGHS

#### Points

Season  
Career 13 Jackson St. (Nov. 16, 2013)

#### FGM

Season  
Career 5 Jackson St. (Nov. 16, 2013)

#### FGA

Season  
Career 8 Jackson St. (Nov. 16, 2013)

#### Rebounds

Season  
Career 6 Arizona State (Feb. 19, 2014)

#### O-Rebs

Season  
Career 5 at Colorado St. (Dec. 3, 2013)

#### D-Rebs

Season  
Career 5 Arizona State (Feb. 19, 2014)

#### 3-Pt. FGs

Season  
Career 1 six times

#### 3-Pt. FGA

Season  
Career 3 twice

#### FT

Season  
Career 5 Elon (Nov. 13, 2013)

#### FTA

Season  
Career 8 Elon (Nov. 13, 2013)

#### Assists

Season  
Career 2 four times

#### Steals

Season  
Career 2 at UCLA (Feb. 13, 2014)

#### Blocks

Season  
Career 1 three times

#### Minutes

Season  
Career 27 at UCLA (Feb. 13, 2014)

#### MISC. '14-15 CAREER


Double-Figure Scoring	-	1
5+ Points	-	8
Led CU in Scoring	-	-
Led CU in Rebounds	-	-
Led CU in Blocks	-	1
Led CU in Assists	-	1
Led CU in Steals	-	1
4+ Rebounds	-	10
2+ Assists	-	4
2+ Steals	-	-

#### 2013-2014 Game-by-Game (freshman)

Game	GS	Min	FGs	3FGs	FTs	O-D-R	Pf	A	To	BL	ST	Pts
vs. Baylor	-	14	1-4	1-2	0-0	3-0-3	4	0	0	0	0	3
<b>UT MARTIN</b>	-	<b>19</b>	<b>3-3</b>	<b>1-1</b>	<b>2-2</b>	<b>0-2-2</b>	<b>2</b>	<b>2</b>	<b>2</b>	<b>0</b>	<b>1</b>	<b>9</b>
<b>WYOMING</b>	-	<b>11</b>	<b>1-3</b>	<b>0-0</b>	<b>0-0</b>	<b>1-1-2</b>	<b>2</b>	<b>0</b>	<b>2</b>	<b>0</b>	<b>0</b>	<b>2</b>
<b>JACKSON ST.</b>	-	<b>17</b>	<b>5-8</b>	<b>1-2</b>	<b>2-4</b>	<b>1-3-4</b>	<b>2</b>	<b>2</b>	<b>3</b>	<b>0</b>	<b>1</b>	<b>13</b>
<b>ARKANSAS ST.</b>	-	<b>18</b>	<b>1-7</b>	<b>0-2</b>	<b>0-0</b>	<b>1-4-5</b>	<b>4</b>	<b>1</b>	<b>0</b>	<b>0</b>	<b>0</b>	<b>2</b>
<b>UCSB</b>	-	<b>13</b>	<b>1-2</b>	<b>0-1</b>	<b>2-2</b>	<b>0-2-2</b>	<b>0</b>	<b>0</b>	<b>0</b>	<b>0</b>	<b>0</b>	<b>4</b>
<b>HARVARD</b>	-	<b>11</b>	<b>0-2</b>	<b>0-2</b>	<b>0-0</b>	<b>0-3-3</b>	<b>2</b>	<b>0</b>	<b>1</b>	<b>0</b>	<b>0</b>	<b>0</b>
at Air Force	-	13	2-3	0-0	3-3	1-2-3	3	1	3	0	0	7
at Colorado St.	-	17	2-5	0-2	0-2	5-0-5	3	0	2	0	0	4
<b>KANSAS</b>	-	<b>16</b>	<b>0-3</b>	<b>0-2</b>	<b>3-6</b>	<b>3-1-4</b>	<b>1</b>	<b>1</b>	<b>1</b>	<b>0</b>	<b>0</b>	<b>3</b>
<b>ELON</b>	-	<b>10</b>	<b>2-2</b>	<b>0-0</b>	<b>5-8</b>	<b>1-0-1</b>	<b>2</b>	<b>0</b>	<b>1</b>	<b>0</b>	<b>0</b>	<b>9</b>
vs. Okla State	-	9	0-3	0-1	0-0	0-0-0	3	0	1	0	0	0
<b>GEORGIA</b>	-	<b>10</b>	<b>1-1</b>	<b>0-0</b>	<b>2-2</b>	<b>2-2-4</b>	<b>1</b>	<b>1</b>	<b>1</b>	<b>1</b>	<b>0</b>	<b>4</b>
<b>OREGON ST.</b>	-	<b>11</b>	<b>0-1</b>	<b>0-0</b>	<b>0-2</b>	<b>1-1-2</b>	<b>2</b>	<b>2</b>	<b>0</b>	<b>0</b>	<b>0</b>	<b>0</b>
<b>OREGON</b>	-	<b>5</b>	<b>0-0</b>	<b>0-0</b>	<b>0-0</b>	<b>0-0-0</b>	<b>2</b>	<b>0</b>	<b>0</b>	<b>0</b>	<b>0</b>	<b>0</b>
at Wash State	-	5	1-1	0-0	0-0	0-0-0	0	0	0	0	0	2
at Washington	-	14	0-1	0-0	0-2	2-1-3	2	0	1	0	0	0
<b>UCLA</b>	-	<b>16</b>	<b>1-2</b>	<b>0-0</b>	<b>1-2</b>	<b>1-3-4</b>	<b>2</b>	<b>1</b>	<b>0</b>	<b>0</b>	<b>0</b>	<b>3</b>
<b>USC</b>	-	<b>18</b>	<b>3-4</b>	<b>0-1</b>	<b>1-3</b>	<b>1-1-2</b>	<b>4</b>	<b>0</b>	<b>3</b>	<b>0</b>	<b>0</b>	<b>7</b>
at Arizona	-	23	2-4	0-1	0-0	0-4-4	2	0	0	0	0	4
at Arizona St.	-	15	2-2	0-0	0-0	1-0-1	3	0	0	0	1	4
<b>UTAH</b>	-	<b>13</b>	<b>0-1</b>	<b>0-1</b>	<b>0-0</b>	<b>1-0-1</b>	<b>3</b>	<b>1</b>	<b>0</b>	<b>0</b>	<b>0</b>	<b>0</b>
<b>WASH STATE</b>	-	<b>17</b>	<b>1-2</b>	<b>1-1</b>	<b>0-0</b>	<b>1-0-1</b>	<b>1</b>	<b>0</b>	<b>2</b>	<b>0</b>	<b>1</b>	<b>3</b>
<b>WASHINGTON *</b>	-	<b>19</b>	<b>1-4</b>	<b>1-3</b>	<b>0-0</b>	<b>1-3-4</b>	<b>5</b>	<b>0</b>	<b>2</b>	<b>0</b>	<b>0</b>	<b>3</b>
at UCLA	*	27	1-5	0-1	2-2	2-2-4	4	1	3	0	2	4
at USC	*	21	1-2	0-0	1-2	0-3-3	4	2	5	1	0	3
<b>ARIZONA ST *</b>	-	<b>20</b>	<b>3-6</b>	<b>0-2</b>	<b>2-2</b>	<b>1-5-6</b>	<b>4</b>	<b>0</b>	<b>2</b>	<b>1</b>	<b>1</b>	<b>8</b>
<b>ARIZONA *</b>	-	<b>18</b>	<b>3-5</b>	<b>0-0</b>	<b>1-3</b>	<b>2-1-3</b>	<b>2</b>	<b>1</b>	<b>2</b>	<b>0</b>	<b>0</b>	<b>7</b>
at Utah	*	15	3-6	1-3	1-2	0-1-1	4	0	2	0	0	8
at Stanford	-	16	0-3	0-2	0-2	0-3-3	2	1	2	0	0	0
at California	-	13	1-5	0-1	0-0	0-1-1	2	0	1	0	0	2
vs. USC	-	14	1-2	0-1	0-0	0-1-1	1	0	3	0	0	2
vs. California	-	10	1-3	0-1	0-0	1-0-1	1	1	2	0	0	2
vs. Arizona	-	21	2-5	0-0	0-0	0-1-1	3	0	1	0	0	4
vs. Pitt	-	18	0-1	0-0	1-2	0-2-2	1	1	1	0	0	1

#### CAREER STATISTICS

Year	GP-GS	Min	FG-FGA	Pct	3PT-A	Pct	FT-FTA	Pct	O	D	Reb	Avg	Ast	To	PF-FO	Stl	Blk	Pts	Avg
2014-15																			
2013-14	35-6	527	46-111	.414	6-33	.182	29-53	.547	33	53	86	2.5	19	49	83-1	7	3	127	3.6
<b>Total</b>	<b>35-6</b>	<b>527</b>	<b>46-111</b>	<b>.414</b>	<b>6-33</b>	<b>.182</b>	<b>29-53</b>	<b>.547</b>	<b>33</b>	<b>53</b>	<b>86</b>	<b>2.5</b>	<b>19</b>	<b>49</b>	<b>83-1</b>	<b>7</b>	<b>3</b>	<b>127</b>	<b>3.6</b>



## TORY MILLER #14

Freshman • Forward

6'9" • 240

Kansas City, Kan.


(New Hampton Prep [N.H.])

**2013-14 season:** Averaged nine points a game for the season at New Hampton Prep (N.H.) • Scored 14 points in the NEPSAC AAA championship game, which New Hampton Prep lost to Brewster, 68-63 • Led New Hampton with 21 points and 12 rebounds in the semifinals against St. Thomas More • Also had a double-double with 12 points and 10 rebounds in the quarterfinals • Helped New Hampshire finished with a 22-8 record.

**Vital stats/storylines:** Averaged 12.3 points, 6.0 rebounds and shot 58.7 percent from the field last year in his junior season at New Hampton • A three-star prospect whose rating could rise after his senior season • Miller is from the Kansas City area and played on the same AAU team (Kansas City Run GMC) as fellow CU signee Collier • Took official visits to Arizona State, Marquette and Iowa, but committed to CU over Marquette on Oct. 19 • Eric Bossi, Rivals.com's national basketball recruiting analyst, said Miller "can be a rugged rebounder and explosive finisher around the rim capable of playing through contact. (He) can also step out and make 12-to-15 foot jumpers with pretty good regularity . . . and he's physically ready to play in the Pac-12."

**CU scouting report:** Big, wide-bodied player who is physically ready to compete at the next level • Roster is well-stocked with runners, jumpers and finesse-type players – and Miller also can play with finesse, but he's best as an enforcer type • Good hands, long arms make him a capable shot blocker; plays bigger than 6-8 • What makes him special is his big body, his ability to use to his advantage on defense and his ability to lower his center of gravity, making him difficult to move.

**Boyle's take:** "Tory gives us a wide presence that we haven't had since I've been here. He's a skilled player and very competitive. With his body type and strength, he can finish down low with contact. He doesn't look like he would be a good jumper, but he is. Plus, he's 19 years old now and will bring an age and maturity level to us that's a little further along than you'd find in a typical freshman. He's got all the physical tools necessary to be a very good Pac-12 player and he understands what it means to be successful."



## DOMINIQUE COLLIER

### #15

Freshman • Guard

6'2" • 170

Denver, Colo. (Denver East HS)

**2013-14 season:** Averaged 23.4 points, 4.3 rebounds, 3.7 assists, 3.5 steals and 0.7 blocks per game as a senior • Shot 57 percent from the field, 80 percent from the free-throw line and 37 percent from three-point range • Helped lead Denver East to a 24-4 record and a 5A state championship at the Coors Events Center • Named Mr. Colorado Basketball by The Denver Post for the second consecutive year • Three-time member of The Denver Post All-Colorado teams • Max Preps All-American honorable mention • Denver East went 90-17 in four-years with Collier on the court • Named MVP of The Show All-Star Game at the Pepsi Center (April 2014) scoring 17 points with six rebounds and six assists, leading the Gold Team to an 83-79 win over the Blue Team.

**Vital stats/storylines:** Averaged 20.1 points, 3.6 assists, 5.0 rebounds, 3.5 steals and 1.3 blocks per game as a junior; East went 25-3, lost to Eaglecrest in the 5A state championship game at the Coors Events Center • Four-star prospect, currently ranked No. 94 nationally • Collier was named Colorado Mr. Basketball and Gatorade Player of the Year after junior season • Top western schools – including Pac-12 members Arizona, Arizona State and UCLA – took an intense in Collier during his sophomore and early in his junior seasons. But as the recruiting process lengthened it became apparent that he had targeted CU • Iowa and Kansas State also joined the pursuit • Collier verbally committed to the Buffs on May 7.

**CU scouting report:** A pass-first, very unselfish type of point guard who already has international basketball experience (USA Basketball, three-on-three competition in Indonesia with FIBA's USA team) gained through summer travels • Can get wherever he wants to on the court with his tremendous first step and ball-handling skills • A very good on-ball defender with great anticipation.

**Boyle's take:** "He's got a good basketball body, but he's a little slight right now and knows he going to spend some time in the weight room. I love that he can get wherever he wants to go on the court. Plus, he's got lots of experience – more than the typical incoming freshman. I expect him to have an impact right away. In fact, I'm counting on it."



# JARON HOPKINS #23

Sophomore • Guard  
 6'6" • 200 • 1L  
 Mesa, Ariz.  
 (Dobson HS) [Chandler, Ariz.]

MISC.	'14-15	CAREER
Double-Figure Scoring	-	6
10+ Rebounds	-	1
Led CU in Scoring	-	1
Led CU in Rebounds	-	1
Led CU in Assists	-	4
Led CU in Steals	-	11
4+ Rebounds	-	8
2+ Assists	-	11

## SEASON HIGHS

<b>Points</b>		
Season		
Career	13	Oregon State (Jan. 2, 2014)
<b>FGM</b>		
Season		
Career	5	Oregon State (Jan. 2, 2014)
<b>FGA</b>		
Season		
Career	8	three times
<b>Rebounds</b>		
Season		
Career	10	Washington (Feb. 9, 2014)
<b>O-Rebs</b>		
Season		
Season	2	six times
<b>D-Rebs</b>		
Season		
Season	9	Washington (Feb. 9, 2014)
<b>3-Pt. FGs</b>		
Season		
Season	3	at Utah (March 1, 2014) at Air Force (Nov. 30, 2013)
<b>3-Pt. FGA</b>		
Season		
Season	5	at USC (Feb. 16, 2014) at Air Force (Nov. 30, 2013)
<b>FT</b>		
Season		
Career	5	Arkansas State (Nov. 18, 2013)
<b>FTA</b>		
Season		
Career	6	Arkansas State (Nov. 18, 2013) Jackson State (Nov. 16, 2013)
<b>Assists</b>		
Season		
Career	4	at USC (Feb. 16, 2014)
<b>Steals</b>		
Season		
Career	3	at USC (Feb. 16, 2014)
<b>Blocks</b>		
Season		
Career	1	three times
<b>Minutes</b>		
Season		
Career	29	Washington (Feb. 9, 2014)

### 2013-2014 Game-by-Game (freshman)

Game	GS	Min	FGs	3FGs	FTs	O-D-R	Pf	A	To	BL	ST	Pts
vs. Baylor	-	12	1-3	0-0	0-0	1-0-1	0	0	1	0	1	2
<b>UT MARTIN</b>	-	<b>18</b>	<b>4-7</b>	<b>0-2</b>	<b>1-2</b>	<b>1-3-4</b>	<b>2</b>	<b>3</b>	<b>2</b>	<b>0</b>	<b>2</b>	<b>9</b>
<b>WYOMING</b>	-	<b>10</b>	<b>0-1</b>	<b>0-0</b>	<b>0-1</b>	<b>0-1-1</b>	<b>3</b>	<b>1</b>	<b>1</b>	<b>0</b>	<b>0</b>	<b>0</b>
<b>JACKSON ST. *</b>	<b>19</b>	<b>4-6</b>	<b>1-2</b>	<b>3-6</b>	<b>0-3-3</b>	<b>1</b>	<b>2</b>	<b>0</b>	<b>0</b>	<b>0</b>	<b>0</b>	<b>12</b>
<b>ARKANSAS ST. *</b>	<b>19</b>	<b>2-6</b>	<b>1-4</b>	<b>5-6</b>	<b>2-4-6</b>	<b>0</b>	<b>2</b>	<b>1</b>	<b>0</b>	<b>0</b>	<b>0</b>	<b>10</b>
<b>UCSB</b>	-	<b>19</b>	<b>2-7</b>	<b>0-1</b>	<b>0-1</b>	<b>1-1-2</b>	<b>2</b>	<b>1</b>	<b>2</b>	<b>0</b>	<b>0</b>	<b>4</b>
<b>HARVARD</b>	-	<b>11</b>	<b>0-1</b>	<b>0-0</b>	<b>0-0</b>	<b>1-1-2</b>	<b>1</b>	<b>0</b>	<b>1</b>	<b>1</b>	<b>1</b>	<b>0</b>
at Air Force	-	16	3-6	3-5	0-0	0-0-0	2	2	0	0	0	9
at Colorado St.	-	16	4-5	2-2	0-0	0-4-4	4	0	1	0	2	10
<b>KANSAS *</b>	<b>27</b>	<b>1-4</b>	<b>1-3</b>	<b>0-0</b>	<b>0-4-4</b>	<b>4</b>	<b>3</b>	<b>2</b>	<b>0</b>	<b>1</b>	<b>3</b>	<b>3</b>
<b>ELON *</b>	<b>18</b>	<b>0-2</b>	<b>0-1</b>	<b>0-4</b>	<b>0-2-2</b>	<b>3</b>	<b>0</b>	<b>1</b>	<b>0</b>	<b>0</b>	<b>0</b>	<b>0</b>
vs. Okla. State	-	14	1-3	0-1	0-1	2-1-3	5	0	0	0	0	2
<b>GEORGIA</b>	-	<b>18</b>	<b>2-7</b>	<b>1-3</b>	<b>0-0</b>	<b>2-1-3</b>	<b>3</b>	<b>0</b>	<b>0</b>	<b>0</b>	<b>1</b>	<b>5</b>
<b>OREGON ST.</b>	-	<b>21</b>	<b>5-8</b>	<b>2-4</b>	<b>1-2</b>	<b>1-0-1</b>	<b>2</b>	<b>0</b>	<b>2</b>	<b>0</b>	<b>0</b>	<b>13</b>
<b>OREGON</b>	-	<b>17</b>	<b>2-3</b>	<b>1-2</b>	<b>0-0</b>	<b>0-1-1</b>	<b>3</b>	<b>1</b>	<b>0</b>	<b>0</b>	<b>1</b>	<b>5</b>
at Wash. State	-	15	0-1	0-1	0-2	0-2-2	3	0	0	0	0	0
at Washington	-	20	3-8	0-2	1-2	1-0-1	1	1	1	1	1	7
<b>UCLA *</b>	<b>25</b>	<b>1-6</b>	<b>0-3</b>	<b>0-0</b>	<b>0-2-2</b>	<b>3</b>	<b>2</b>	<b>5</b>	<b>0</b>	<b>2</b>	<b>2</b>	<b>2</b>
<b>USC *</b>	<b>20</b>	<b>3-7</b>	<b>0-3</b>	<b>4-4</b>	<b>0-3-3</b>	<b>1</b>	<b>0</b>	<b>0</b>	<b>0</b>	<b>2</b>	<b>10</b>	
at Arizona	*	22	1-5	0-2	0-0	1-1-2	1	1	1	0	0	2
at Arizona St.	*	24	1-6	0-2	2-3	0-1-1	5	0	5	0	2	4
<b>UTAH *</b>	<b>5</b>	<b>0-1</b>	<b>0-1</b>	<b>0-0</b>	<b>1-0-1</b>	<b>2</b>	<b>0</b>	<b>3</b>	<b>0</b>	<b>0</b>	<b>0</b>	<b>0</b>
<b>WASH ST.</b>	-	<b>20</b>	<b>1-4</b>	<b>1-3</b>	<b>2-2</b>	<b>2-2-4</b>	<b>0</b>	<b>2</b>	<b>2</b>	<b>0</b>	<b>2</b>	<b>5</b>
<b>WASHINGTON</b>	-	<b>29</b>	<b>2-5</b>	<b>0-0</b>	<b>1-3</b>	<b>1-9-10</b>	<b>4</b>	<b>1</b>	<b>1</b>	<b>0</b>	<b>0</b>	<b>5</b>
at UCLA	-	21	4-7	0-1	0-0	0-0-0	2	2	0	0	0	8
at USC	-	23	3-8	2-5	2-3	0-1-1	2	4	1	0	3	10
<b>ARIZONA ST</b>	-	<b>19</b>	<b>1-4</b>	<b>1-2</b>	<b>0-0</b>	<b>2-3-5</b>	<b>2</b>	<b>1</b>	<b>1</b>	<b>0</b>	<b>1</b>	<b>3</b>
<b>ARIZONA</b>	-	<b>21</b>	<b>1-5</b>	<b>1-2</b>	<b>1-2</b>	<b>0-0-0</b>	<b>1</b>	<b>0</b>	<b>0</b>	<b>0</b>	<b>0</b>	<b>4</b>
at Utah	-	19	3-6	3-4	0-0	1-1-2	2	0	1	0	1	9
at Stanford	-	14	1-3	1-2	0-0	0-1-1	2	0	0	0	0	3
at California	-	19	2-5	1-4	0-2	1-2-3	2	2	2	1	1	5
vs. USC	-	14	0-1	0-1	0-0	0-5-5	3	1	0	0	1	0
vs. California	-	14	1-2	0-1	1-2	0-3-3	4	3	1	0	1	3
vs. Arizona	-	19	1-2	0-0	0-2	2-1-3	2	1	0	0	0	2
vs. Pitt	-	20	0-2	0-2	2-2	0-1-1	0	0	0	0	1	2

### CAREER STATISTICS

Year	GP-GS	Min	FG-FGA	Pct	3PT-A	Pct	FT-FTA	Pct	O	D	Reb	Avg	Ast	To	PF-FO	Stl	Blk	Pts	Avg
2014-15																			
2013-14	35-9	638	60-157	.382	22-71	.310	26-52	.500	23	64	87	2.5	36	38	77-2	27	3	168	4.8
<b>Total</b>	<b>35-9</b>	<b>638</b>	<b>60-157</b>	<b>.382</b>	<b>22-71</b>	<b>.310</b>	<b>26-52</b>	<b>.500</b>	<b>23</b>	<b>64</b>	<b>87</b>	<b>2.5</b>	<b>36</b>	<b>38</b>	<b>77-2</b>	<b>27</b>	<b>3</b>	<b>168</b>	<b>4.8</b>



# GEORGE KING

Sophomore • Guard  
 6'6" • 220 • 1L  
 San Antonio, Texas  
 (Brennan HS)

# #24

## SEASON/CAREER HIGHS

<b>Points</b>		
Season		
Career	11	Arkansas State (Nov. 18, 2013)
<b>FGM</b>		
Season		
Career	3	Arkansas State (Nov. 18, 2013)
<b>FGA</b>		
Season		
Career	6	USC (Jan. 18, 2014) Elon (Dec. 13, 2013)
<b>Rebounds</b>		
Season		
Career	7	Jackson State (Nov. 16, 2013)
<b>O-Rebs</b>		
Season		
Career	1	five times
<b>D-Rebs</b>		
Season		
Career	7	Jackson State (Nov. 16, 2013)
<b>3-Pt. FGs</b>		
Season		
Career	2	Arkansas State (Nov. 18, 2013)
<b>3-Pt. FGA</b>		
Season		
Career	3	three times
<b>FT</b>		
Season		
Career	6	Elon (Nov. 13, 2013)
<b>FTA</b>		
Season		
Career	10	Elon (Nov. 13, 2013)
<b>Assists</b>		
Season		
Career	3	USC (Jan. 18, 2014)
<b>Steals</b>		
Season		
Career	2	USC (Jan. 18, 2014)
<b>Blocks</b>		
Season		
Career	1	Arkansas State (Nov. 18, 2013)
<b>Minutes</b>		
Season		
Career	18	Elon (Nov. 13, 2013)

<b>MISC.</b>	<b>'14-15</b>	<b>CAREER</b>
Double-Figure Scoring	-	2
5+ Points	-	4
Led CU in Scoring	-	-
Led CU in Rebounds	-	1
Led CU in Assists	-	-
Led CU in Steals	-	1
4+ Rebounds	-	4
2+ Assists	-	1

### 2013-2014 Game-by-Game (freshman)

Game	GS	Min	FGs	3FGs	FTs	O-D-R	Pf	A	To	BL	ST	Pts
vs. Baylor	-	2	0-1	0-1	1-2	1-0-1	0	0	0	0	0	1
<b>UT MARTIN</b>	-	5	<b>0-2</b>	<b>0-1</b>	<b>0-0</b>	<b>0-3-3</b>	<b>0</b>	<b>1</b>	<b>0</b>	<b>0</b>	<b>0</b>	<b>0</b>
<b>WYOMING</b>	-	2	<b>0-0</b>	<b>0-0</b>	<b>0-1</b>	<b>0-0-0</b>	<b>0</b>	<b>0</b>	<b>0</b>	<b>0</b>	<b>0</b>	<b>0</b>
<b>JACKSON ST.</b>	-	11	<b>1-1</b>	<b>0-0</b>	<b>0-1</b>	<b>0-7-7</b>	<b>2</b>	<b>0</b>	<b>2</b>	<b>0</b>	<b>1</b>	<b>2</b>
<b>ARKANSAS ST.</b>	-	15	<b>3-4</b>	<b>2-2</b>	<b>3-3</b>	<b>1-3-4</b>	<b>1</b>	<b>0</b>	<b>2</b>	<b>1</b>	<b>0</b>	<b>11</b>
<b>UCSB</b>	-	7	<b>1-1</b>	<b>0-0</b>	<b>0-0</b>	<b>0-1-1</b>	<b>0</b>	<b>0</b>	<b>2</b>	<b>0</b>	<b>0</b>	<b>2</b>
<b>HARVARD</b>	-	1	<b>0-0</b>	<b>0-0</b>	<b>0-0</b>	<b>0-0-0</b>	<b>0</b>	<b>0</b>	<b>0</b>	<b>0</b>	<b>0</b>	<b>0</b>
at Air Force	-	7	2-3	1-2	0-0	0-4-4	2	0	0	0	0	5
at Colorado St.	-	6	0-2	0-2	0-0	0-2-2	0	1	0	0	0	0
<b>KANSAS</b>	-	2	<b>0-2</b>	<b>0-0</b>	<b>0-0</b>	<b>1-1-2</b>	<b>1</b>	<b>0</b>	<b>0</b>	<b>0</b>	<b>1</b>	<b>0</b>
<b>ELON</b>	-	18	<b>2-6</b>	<b>0-3</b>	<b>6-10</b>	<b>1-4-5</b>	<b>1</b>	<b>0</b>	<b>1</b>	<b>0</b>	<b>0</b>	<b>10</b>
vs. Okla. State	-	1	0-1	0-1	0-0	0-0-0	0	0	0	0	0	0
<b>GEORGIA</b>	-	1	<b>0-0</b>	<b>0-0</b>	<b>0-0</b>	<b>0-0-0</b>	<b>0</b>	<b>0</b>	<b>0</b>	<b>0</b>	<b>0</b>	<b>0</b>
<b>OREGON ST.</b>			did not play									
<b>OREGON</b>	-	0+	<b>0-0</b>	<b>0-0</b>	<b>0-0</b>	<b>0-0-0</b>	<b>0</b>	<b>0</b>	<b>0</b>	<b>0</b>	<b>0</b>	<b>0</b>
at Wash. State	-	1	0-1	0-0	0-0	0-0-0	0	0	0	0	0	0
at Washington	-	3	0-0	0-0	0-0	0-1-1	0	0	0	0	0	0
<b>UCLA</b>			did not play									
<b>USC</b>	-	16	<b>1-6</b>	<b>1-3</b>	<b>2-2</b>	<b>1-1-2</b>	<b>4</b>	<b>3</b>	<b>0</b>	<b>0</b>	<b>2</b>	<b>5</b>
at Arizona	-	6	0-0	0-0	0-0	0-1-1	0	0	0	0	0	0
at Arizona St.	-	2	0-0	0-0	0-0	0-0-0	1	0	0	0	0	0
<b>UTAH</b>	-	4	<b>0-0</b>	<b>0-0</b>	<b>0-0</b>	<b>0-1-1</b>	<b>1</b>	<b>0</b>	<b>0</b>	<b>0</b>	<b>0</b>	<b>0</b>
<b>WASH. STATE</b>	-	16	<b>1-5</b>	<b>0-3</b>	<b>0-0</b>	<b>0-3-3</b>	<b>0</b>	<b>0</b>	<b>0</b>	<b>0</b>	<b>0</b>	<b>2</b>
<b>WASHINGTON</b>	-	6	<b>0-1</b>	<b>0-0</b>	<b>2-2</b>	<b>0-1-1</b>	<b>0</b>	<b>0</b>	<b>0</b>	<b>0</b>	<b>0</b>	<b>2</b>
at UCLA	-	4	0-2	0-2	0-0	0-1-1	0	0	0	0	0	0
at USC	-	3	0-0	0-0	1-2	0-0-0	1	0	3	0	0	1
<b>ARIZONA ST</b>	-	4	<b>0-0</b>	<b>0-0</b>	<b>0-0</b>	<b>0-2-2</b>	<b>0</b>	<b>0</b>	<b>1</b>	<b>0</b>	<b>0</b>	<b>0</b>
<b>ARIZONA</b>	-	3	<b>0-0</b>	<b>0-0</b>	<b>0-0</b>	<b>0-0-0</b>	<b>0</b>	<b>0</b>	<b>1</b>	<b>0</b>	<b>0</b>	<b>0</b>
vs. Pitt	-	2	0-1	0-0	0-0	0-0-0	0	0	0	0	0	0

### CAREER STATISTICS

Year	GP-GS	Min	FG-FGA	Pct	3PT-A	Pct	FT-FTA	Pct	O	D	Reb	Avg	Ast	To	PF-FO	Stl	Blk	Pts	Avg
2014-15																			
2013-14	27-0	148	11-39	.282	4-20	.200	15-23	.652	5	36	41	1.5	5	12	14-0	4	1	41	1.5
<b>Total</b>	<b>27-0</b>	<b>148</b>	<b>11-39</b>	<b>.282</b>	<b>4-20</b>	<b>.200</b>	<b>15-23</b>	<b>.652</b>	<b>5</b>	<b>36</b>	<b>41</b>	<b>1.5</b>	<b>5</b>	<b>12</b>	<b>14-0</b>	<b>4</b>	<b>1</b>	<b>41</b>	<b>1.5</b>



**JOSH SCOTT** #40  
 Junior • Forward  
 6'10" • 245 • 2L  
 Monument, Colo.  
 (Lewis-Palmer HS)

MISC.	'13-14	CAREER
Double-Figure Scoring	31	47
20+ Points	6	8
15+ Points	18	25
10+ Rebounds	13	18
Double-Doubles	13	15
Led CU in Scoring	15	20
Led CU in Rebounds	23	28
Led CU in Blocks	16	24
Led CU in Assists	-	1
Led CU in Steals	10	13
5+ Rebounds	32	49
2+ Blocks	11	15
2+ Steals	4	8
2+ Assists	7	12

**SEASON/CAREER HIGHS**

<b>Points</b>	
Season	
Career	21 Washington (Feb. 9, 2014) Hartford (Dec. 29, 2012)
<b>FGM</b>	
Season	
Career	9 Hartford (Dec. 29, 2012) at Kansas (Dec. 8, 2012)
<b>FGA</b>	
Season	14
Career	15 at Kansas (Dec. 8, 2012)
<b>Rebounds</b>	
Season	
Career	14 vs. Illinois (Mar. 22, 2013)
<b>O-Rebs</b>	
Season	
Career	7 Hartford (Dec. 29, 2012)
<b>D-Rebs</b>	
Season	
Career	11 Elon (Dec. 13, 2013)
<b>3-Pt FGs</b>	
Season	
Career	1 Northern Ariz. (Nov. 21, 2012)
<b>3-Pt FGA</b>	
Season	
Career	1 three times
<b>FT</b>	
Season	
Career	10 three times
<b>FTA</b>	
Season	
Career	13 vs. Oklahoma St. (Dec. 21, 2013)
<b>Assists</b>	
Season	
Career	3 Washington (Feb. 9) Northern Ariz. (Nov. 21, 2012)
<b>Steals</b>	
Season	
Career	4 UC Santa Barbara (Nov. 21, 2013)
<b>Blocks</b>	
Season	
Career	4 Oregon (Jan. 5, 2014)
<b>Minutes</b>	
Season	
Career	41 at Washington St. (Jan. 8, 2014)

**CAREER STATISTICS**

Year	GP-GS	Min	FG-FGA	Pct	3PT-A	Pct	FT-FTA	Pct	O	D	Reb	Avg	Ast	To	PF-FO	Stl	Blk	Pts	Avg
2014-15																			
2013-14	35-34	1107	159-311	.511	0-2	.000	175-216	.810	102	193	295	8.4	22	51	63-0	28	40	493	14.1
2012-13	31-30	873	124-255	.486	1-1	1.000	68- 91	.747	87	91	178	5.7	19	36	68-2	14	24	317	10.2
<b>Total</b>	<b>66-64</b>	<b>1980</b>	<b>283-566</b>	<b>.500</b>	<b>1-3</b>	<b>.333</b>	<b>243-307</b>	<b>.792</b>	<b>189</b>	<b>279</b>	<b>473</b>	<b>7.2</b>	<b>41</b>	<b>87</b>	<b>131-2</b>	<b>42</b>	<b>64</b>	<b>810</b>	<b>12.3</b>

## 2013-2014 Game-by-Game (sophomore)

Game	GS	Min	FGs	3FGs	FTs	O-D-R	Pf	A	To	BL	ST	Pts
vs. Baylor	*	32	4-10	0-0	7-8	5-6-11	2	0	2	1	1	15
<b>UT MARTIN</b>	*	24	5-8	0-0	5-6	2-6-8	0	1	2	1	0	15
<b>WYOMING</b>	*	31	5-7	0-0	2-2	4-5-9	2	0	1	0	0	12
<b>JACKSON ST.</b>	*	24	2-5	0-0	7-9	2-5-7	1	0	2	0	0	11
<b>ARKANSAS ST.</b>	*	26	7-8	0-0	6-6	3-2-5	1	0	1	1	1	20
<b>UCSB</b>	*	27	1-5	0-0	1-3	4-3-7	1	1	1	0	4	3
<b>HARVARD</b>	*	24	3-5	0-0	6-8	3-8-11	3	2	1	2	0	12
at Air Force	*	25	5-10	0-0	6-6	5-8-13	2	2	0	0	1	16
at Colorado St.	*	32	2-4	0-0	2-3	1-6-7	4	0	1	3	2	6
<b>KANSAS</b>	*	28	6-9	0-0	2-2	2-2-4	2	2	0	0	0	14
<b>ELON</b>	*	33	3-9	0-0	6-8	2-11-13	2	0	0	1	0	12
vs. Okla. State	*	35	5-8	0-0	10-13	5-7-12	3	2	1	0	3	20
<b>GEORGIA</b>	*	30	3-5	0-0	8-8	5-8-13	4	1	2	1	1	14
<b>OREGON ST.</b>	*	37	5-11	0-0	3-6	3-7-10	1	0	2	3	1	13
<b>OREGON</b>	*	33	5-8	0-0	5-6	3-9-12	0	1	1	4	0	15
at Wash. State	*	41	8-12	0-0	3-4	3-6-9	2	0	1	1	0	19
at Washington	*	27	4-9	0-0	7-7	3-3-6	3	0	2	0	0	15
<b>UCLA</b>	*	33	7-12	0-0	5-6	1-8-9	1	0	0	3	0	19
<b>USC</b>	*	24	8-13	0-0	4-4	2-5-7	1	0	0	2	1	20
at Arizona	*	35	5-11	0-0	5-5	3-8-11	2	0	3	0	1	15
at Arizona State	*	30	5-12	0-0	1-4	2-5-7	2	0	0	1	1	11
<b>UTAH</b>	*	40	6-11	0-0	8-8	5-5-10	2	0	2	3	1	20
<b>WASH STATE</b>	*	32	0-3	0-0	1-2	0-1-1	1	0	1	0	0	1
<b>WASHINGTON</b>	*	28	8-11	0-0	5-9	3-5-8	2	3	0	3	2	21
at UCLA	*	37	8-12	0-0	4-5	2-3-5	1	2	3	1	1	20
at USC	*	33	7-13	0-0	3-4	3-5-8	4	1	1	3	1	17
<b>ARIZONA ST</b>	*	35	4-9	0-0	5-6	5-8-13	0	0	4	2	1	13
<b>ARIZONA</b>	-	33	4-11	0-0	10-10	4-4-8	1	0	1	0	1	18
at Utah	*	35	4-7	0-0	9-9	2-5-7	3	2	1	0	1	17
at Stanford	*	33	4-6	0-0	9-11	4-7-11	4	0	2	0	0	17
at California	*	40	3-9	0-1	4-6	4-6-10	0	0	2	2	0	10
vs. USC	*	33	4-14	0-0	5-8	4-5-9	3	1	3	0	0	13
vs. California	*	32	3-8	0-1	5-7	1-5-6	1	1	3	1	1	11
vs. Arizona	*	34	2-9	0-0	0-0	1-1-2	0	0	3	1	1	4
vs. Pitt	*	31	4-7	0-0	6-7	1-5-6	2	0	2	0	1	14

## 2012-2013 Game-by-Game (freshman)

Game	GS	Min	FGs	3FGs	FTs	O-D-R	Pf	A	To	BL	ST	Pts
<b>WOFFORD</b>	*	26	2-4	0-0	10-11	4-2-6	3	1	2	1	0	14
vs. Dayton	*	31	5-10	0-0	3-3	4-1-5	1	0	3	1	0	13
vs. Baylor	*	20	4-7	0-0	1-2	1-2-3	4	0	1	0	0	9
vs. Murray State	*	31	5-8	0-0	3-4	1-5-6	3	0	2	0	0	13
<b>AIR FORCE</b>	*	31	6-12	0-0	8-10	4-3-7	1	1	0	1	1	20
<b>TX SOUTHERN</b>	*	40	6-13	0-0	6-10	3-9-12	3	1	0	1	1	18
at Wyoming	*	20	1-5	0-0	3-4	3-0-3	5	0	1	0	0	5
<b>COLORADO ST.</b>	*	27	2-8	0-0	0-0	2-1-3	4	0	1	1	1	4
at Kansas	*	34	9-15	0-0	1-1	2-2-4	2	0	3	1	2	19
at Fresno State	*	32	4-12	0-0	3-5	3-5-8	2	0	1	1	0	11
<b>N. ARIZONA</b>	*	23	5-7	1-1	0-0	1-3-4	1	3	2	2	0	11
<b>HARTFORD</b>	*	23	9-12	0-0	3-5	7-3-10	1	0	1	1	1	21
at Arizona	*	35	6-8	0-0	3-4	2-3-5	4	2	0	1	0	15
at Arizona State	*	32	5-11	0-0	0-0	5-3-8	2	1	0	0	0	10
<b>USC</b>	*	27	6-7	0-0	2-4	1-3-4	2	2	2	0	2	14
<b>UCLA</b>	*	33	6-11	0-0	6-6	6-3-9	1	0	2	0	0	18
at Washington	*	32	4-10	0-0	0-1	2-0-2	0	0	2	0	0	8
at Washington St.*		29	3-7	0-0	5-6	3-1-4	4	0	1	0	0	11
<b>STANFORD</b>	*	34	6-13	0-0	0-0	4-1-5	1	1	1	1	0	12
<b>CALIFORNIA</b>	*	25	2-5	0-0	1-1	1-2-3	2	2	1	0	1	5
at Utah	*	22	2-7	0-0	1-2	2-1-3	2	0	2	1	0	5
at Oregon	*	32	3-7	0-0	1-2	1-1-2	1	0	2	0	2	7
at Oregon State	*	32	7-10	0-0	3-4	3-1-4	1	0	0	2	0	17
<b>ARIZONA</b>	*	31	3-4	0-0	0-0	1-4-5	3	1	1	1	2	6
<b>ARIZONA ST.</b>	*	15	0-5	0-0	0-0	0-1-1	3	2	0	0	0	0
<b>UTAH</b>												
at Stanford												
at California	*	29	2-10	0-0	0-0	6-5-11	0	0	0	0	0	4
<b>OREGON</b>	*	24	1-4	0-0	2-2	1-7-8	3	1	2	1	0	4
<b>OREGON ST.</b>	-	24	2-6	0-0	2-2	2-4-6	1	1	0	1	0	6
vs. Oregon St.	*	24	3-7	0-0	1-2	5-5-10	5	0	1	2	0	7
vs. Arizona	*	22	1-1	0-0	0-0	1-2-3	3	0	1	1	0	2
vs. Illinois	*	33	4-9	0-0	0-0	6-8-14	0	0	1	3	1	8

**2013-2014 FINAL CU Basketball Statistics**  
**Colorado Combined Team Statistics (as of Nov 10, 2014)**  
**All games**

Overall record: 23-12 Conf: 10-8 Home: 16-2 Away: 5-6 Neutral: 2-4

#	Player	gp-gs	min	avg	Total		3-Point		F-Throw		Rebounds				pf	dq	a	to	blk	stl	pts	avg		
					fg-fga	fg%	3fg-fga	3fg%	ft-fga	ft%	off	def	tot	avg										
40	Scott, Josh	35-34	1107	31.6	159-311	.511	0-2	.000	175-216	.810	102	193	295	8.4	63	0	22	51	40	28	493	14.1		
00	Booker, Askia	35-35	1068	30.5	166-427	.389	37-136	.272	112-137	.818	20	111	131	3.7	62	0	116	88	2	45	481	13.7		
02	Johnson, Xavier	33-33	994	30.1	136-293	.464	37-102	.363	87-142	.613	57	137	194	5.9	67	3	27	58	10	25	396	12.0		
25	Dinwiddie, Spencer	17-17	529	31.1	61-131	.466	26-63	.413	102-119	.857	8	44	52	3.1	32	0	64	30	4	26	250	14.7		
01	Gordon, Wesley	31-27	779	25.1	67-141	.475	4-11	.364	44-73	.603	76	110	186	6.0	55	0	29	49	41	13	182	5.9		
03	Talton, Xavier	35-13	724	20.7	58-143	.406	28-75	.373	26-39	.667	11	65	76	2.2	63	1	55	47	6	20	170	4.9		
23	Hopkins, Jaron	35-9	638	18.2	60-157	.382	22-71	.310	26-52	.500	23	64	87	2.5	77	2	36	38	3	27	168	4.8		
13	Thomas, Dustin	35-6	527	15.1	46-111	.414	6-33	.182	29-53	.547	33	53	86	2.5	83	1	19	49	3	7	127	3.6		
10	Fletcher, Tre'Shaun	20-0	193	9.7	20-50	.400	5-27	.185	13-19	.684	12	19	31	1.6	28	0	5	9	4	4	58	2.9		
05	Stalzer, Eli	27-0	226	8.4	13-32	.406	5-15	.333	11-18	.611	6	16	22	0.8	18	0	8	11	0	7	42	1.6		
24	King, George	27-0	148	5.5	11-39	.282	4-20	.200	15-23	.652	5	36	41	1.5	14	0	5	12	1	4	41	1.5		
32	Mills, Ben	25-1	99	4.0	11-23	.478	1-1	1.000	8-10	.800	8	13	21	0.8	10	0	4	5	1	1	31	1.2		
14	Gamble, Beau	9-0	16	1.8	3-7	.429	3-7	.429	0-2	.000	0	5	5	0.6	1	0	6	3	0	0	9	1.0		
15	Brady, Brett	4-0	10	2.5	2-4	.500	2-4	.500	0-0	.000	1	0	1	0.3	1	0	1	1	0	0	6	1.5		
12	Nelson, Kevin	9-0	17	1.9	1-2	.500	1-2	.500	0-0	.000	0	4	4	0.4	2	0	0	0	0	0	3	0.3		
Team											39	34	73											
Total.....		35	7075		814-1871	.435	181-569	.318	648-903	.718	401	904	1305	37.3	576	7	397	466	115	207	2457	70.2		
Opponents.....		35	7075		857-1987	.431	251-706	.356	422-601	.702	319	779	1098	31.4	711	24	465	422	118	230	2387	68.2		

TEAM STATISTICS	COLO	OPP	Date	Opponent	Score	Att.			
SCORING	2457	2387	^	11/08/13	vs Baylor	L 60-72	5207		
Points per game	70.2	68.2		11/10/13	UT MARTIN	w 91-65	8408		
Scoring margin	+2.0	-		11/13/13	WYOMING	w 63-58	9429		
FIELD GOALS-ATT	814-1871	857-1987		11/16/13	JACKSON STATE	w 94-70	9042		
Field goal pct	.435	.431		11/18/13	ARKANSAS STATE	w 93-70	8204		
3 POINT FG-ATT	181-569	251-706		11/21/13	SANTA BARBARA	w 76-68	8488		
3-point FG pct	.318	.356		11/24/13	HARVARD	w 70-62	9770		
3-pt FG made per game	5.2	7.2		11/30/13	at Air Force	w 81-57	5394		
FREE THROWS-ATT	648-903	422-601		12/03/13	at Colorado State	w 67-62	8268		
Free throw pct	.718	.702		12/07/13	KANSAS	w 75-72	11113		
F-Throws made per game	18.5	12.1		12/13/13	ELON	w 80-63	8831		
REBOUNDS	1305	1098	#	12/21/13	vs Oklahoma State	L 73-78	5207		
Rebounds per game	37.3	31.4		12/28/13	GEORGIA	w 84-70	10848		
Rebounding margin	+5.9	-	*	01/02/14	OREGON STATE	w 64-58	9851		
ASSISTS	397	465	*	01/05/14	OREGON	w 100-91	10398		
Assists per game	11.3	13.3	*	01/08/14	at Washington State	Wot 71-70	3122		
TURNOVERS	466	422	*	01/12/14	at Washington	L 54-71	6742		
Turnovers per game	13.3	12.1	*	01/16/14	UCLA	L 56-69	10802		
Turnover margin	-1.3	-	*	01/18/14	USC	w 83-62	9583		
Assist/turnover ratio	0.9	1.1	*	01/23/14	at Arizona	L 57-69	14545		
STEALS	207	230	*	01/25/14	at Arizona State	L 51-72	8352		
Steals per game	5.9	6.6	*	02/01/14	UTAH	Wot 79-75	9607		
BLOCKS	115	118	*	02/05/14	WASHINGTON STATE	w 68-63	8903		
Blocks per game	3.3	3.4	*	02/09/14	WASHINGTON	w 91-65	9461		
ATTENDANCE	173429	145102	*	02/13/14	at UCLA	L 74-92	8431		
Home games-Avg/Game	18-9635	11-7641	*	02/16/14	at USC	w 83-74	3187		
Neutral site-Avg/Game	-	6-10176	*	02/19/14	ARIZONA STATE	w 61-52	9666		
			*	02/22/14	ARIZONA	L 61-88	11025		
Score by Periods	1st	2nd	OT	Totals					
Colorado	1132	1290	35	2457	*	03/01/14	at Utah	L 64-75	12027
Opponents	1092	1264	31	2387	*	03/05/14	at Stanford	w 59-56	4558
					*	03/08/14	at California	Lot 65-66	9422
					^	03/12/14	vs USC	w 59-56	8734
					^	03/13/14	vs California	w 59-56	12916
					^	03/14/14	vs Arizona	L 43-63	12916
					%	03/20/14	vs Pittsburgh	L 48-77	16074

^ = Dallas, Texas (American Airlines Center)

# = Las Vegas, Nev. (MGM Grand Garden Arena)

\* = Pac-12 Conference

^ = Pac-12 Conference Tournament (Las Vegas, Nev.; MGM Grand Garden Arena)

% = NCAA Tournament 2nd Round (Orlando, Fla.)